

English Advantage



Starter

Stuart Rowe

Rotem Shuval

Emmanuel Poey

Stephen Evans

Matthew Boynton

Thom Harrison

Book 1

Contents page

Book 1: Starter

Content	Chapter Theme	Pages
Blended-learning components / Lesson Breakdown		4 - 7
Lesson 01 - Introducing yourself	Chapter 1 - Introductions	10 - 11
Lesson 02 - Exchanging personal information	Chapter 1 - Introductions	12 - 13
Lesson 03 - Talking about your hobbies	Chapter 1 - Introductions	14 - 15
Lesson 04 - Describing your friends	Chapter 1 - Introductions	16 - 17
Lesson 05 - Milestone: Class presentation	Chapter 1 - Introductions	18 - 19
Lesson 06 - Introducing your family	Chapter 2 - Daily life	22 - 23
Lesson 07 - Talking about your daily life	Chapter 2 - Daily life	24 - 25
Lesson 08 - Talking about your job	Chapter 2 - Daily life	26 - 27
Lesson 09 - Talking about the weather	Chapter 2 - Daily life	28 - 29
Lesson 10 - Milestone: Barbecue plans	Chapter 2 - Daily life	30 - 31
Lesson 11 - Describing a place	Chapter 3 - My city	34 - 35
Lesson 12 - Giving walking directions	Chapter 3 - My city	36 - 37
Lesson 13 - Giving train directions	Chapter 3 - My city	38 - 39
Lesson 14 - Describing where you live	Chapter 3 - My city	40 - 41
Lesson 15 - Milestone: The day trip	Chapter 3 - My city	42 - 43

Content	Chapter Theme	Pages
Lesson 16 - Going to the supermarket	Chapter 4 - Lunch time	46 - 47
Lesson 17 - Sharing a recipe	Chapter 4 - Lunch time	48 - 49
Lesson 18 - Inviting someone somewhere	Chapter 4 - Lunch time	50 - 51
Lesson 19 - Ordering food in a restaurant	Chapter 4 - Lunch time	52 - 53
Lesson 20 - Milestone: Party time	Chapter 4 - Lunch time	54 - 55
Lesson 21 - Describing clothes	Chapter 5 - Shopping	58 - 59
Lesson 22 - Going clothes shopping	Chapter 5 - Shopping	60 - 61
Lesson 23 - Paying for things	Chapter 5 - Shopping	62 - 63
Lesson 24 - Describing a lost item	Chapter 5 - Shopping	64 - 65
Lesson 25 - Milestone: The perfect gift	Chapter 5 - Shopping	66 - 67
Lesson 26 - Asking for information at the airport	Chapter 6 - Traveling	70 - 71
Lesson 27 - Taking a taxi	Chapter 6 - Traveling	72 - 73
Lesson 28 - Checking into a hotel	Chapter 6 - Traveling	74 - 75
Lesson 29 - Starting a conversation	Chapter 6 - Traveling	76 - 77
Lesson 30 - Milestone: The vacation	Chapter 6 - Traveling	78 - 79
Reading activities / Answers / Audio scripts		79 - 127

How to study

Blended-learning Components

Blended-learning Components

Let's look at the different tools RSLC provides to help you meet your English goals.



With Rosetta Stone E-learning

You will have 24/7 access to materials, so you can study anywhere, anytime. Rosetta Stone Advantage will allow you to improve your grammar and vocabulary, so that you can focus on speaking in your one-on-one lessons.



With Lesson Preview

You will be familiar with the lesson theme, grammar, and vocabulary, which means you'll be completely ready for each lesson.



With Power Review Lesson Notes

You will be able to review new words, the goal of the lesson, and different corrections so that you never forget what you learned in each lesson.



With Power Review Lesson Recordings

You will be able to improve your listening skills, pick up little points you missed, and hear your speaking speed improve.



With Reading Homework

You will be able to review what you studied in the lesson and test your **passive skills** while at the same time learning new vocabulary.



With Writing Homework

You will be able to test your **active skills** and lock away new content by completing realistic writing situations that are similar to what a native speaker would do.



With Self Input

(i.e. studying by yourself - this can be anything from reading vocabulary books to watching TV shows.) You will start to develop a well-balanced English ability.



With Self Output

(i.e. using your English to communicate with real people either by speaking or in writing.) You will be able to put everything you have learned into practice and truly start to see rapid progress.

Lesson breakdown

Let's take a look at how a 40-minute lesson is put together.

Goal based lessons
Each lesson has an interesting, immersive, and relevant goal based on the communicative approach, and is aligned with CEFR to give the highest standard of quality. The goal is always presented at the start of the lesson.

Let's start
This is a warm-up task that gets the student thinking about the topic.
Estimated time: 5 min

Let's try
This is a listening task that introduces a short model of the goal of the lesson.
Estimated time: 10 min

Gamification
There are 30 lessons in the A1 level and each lesson is visually represented in the progress bar to the right. By visually showing progress, students are more likely to maintain a higher level of motivation throughout the course.

Lesson 01

Goal: Introducing yourself

Let's start
Practice saying and spelling the names below. What's your name? How do you spell it?

Did you know
Western names have meanings too. For example, the name Ben means "son of".

John

Emma

Olivia

Amanda

Sophie

Kate

Ben

Thomas

Let's try
Listen to your teacher's introduction. Fill in the blanks below, then read the introduction back to the teacher.

Did you know
There are three common patterns used when making nationalities:
~n (American)
~ese (Japanese)
~ish (English)

"Hello, my name is _____. I am _____ years old. I am from _____. I am a _____. My hobby is _____."

Introduce yourself.
Remember to say:


- your name
- your nationality
- your age
- your job
- where you are from
- your hobby

Reading homework Read the website on page 80, then complete the assigned tasks. You are welcome to preview the reading content before the lesson.

Let's practice
Use the example phrases and the information below to practice introducing yourself.

Example phrases


- Hello.
- My last name is Brown.
- I am from Sydney, Australia.
- Nice to meet you.
- I am 29.
- I am a doctor.
- I'm Emily.
- I'm Japanese.
- I like watching movies.



Name: John Brown
Hometown: Manchester
Nationality: British
Age: 36
Occupation: bus driver
Hobby: watching movies



Name: Andrew Hall
Hometown: Sydney
Nationality: Australian
Age: 42
Occupation: chef
Hobby: reading books



Name: Emma Wong
Hometown: Beijing
Nationality: Chinese
Age: 20
Occupation: student
Hobby: playing soccer



Name: Mary Wilson
Hometown: Boston
Nationality: American
Age: 29
Occupation: doctor
Hobby: studying languages

Let's speak
Use the steps below to do a short self-introduction.

Did you know
If a country has "land" in the name, we usually use "ese" to create the nationality. e.g. England / English.

Greet your partner.

Say your name.

Say where you are from.

Say where you live.

Say what your job is.

Say what your hobbies are.

Homework
Complete the reading and writing activities below as well as the recommended e-learning activities listed in your pacing document.

Writing homework (30-60 words) You have just entered a new company. Write a short self-introduction for the company's newsletter.

Let's practice
This activity practices and expands on the structures introduced in the listening. After the student has been given feedback and is comfortable doing the basic speaking task, the level of complexity is increased. By using the new expressions, the student will be able to increase their fluency, gain confidence, and sound more natural.
Estimated time: 10 min

Let's speak
This section gives the student a chance to practice using the new structures in a real conversation.
Estimated time: 10 min

Homework
Each lesson contains three blended-learning tasks that can be completed either before or after the lesson.
1. Reading - Reinforce the content of the lesson with an authentic reading task.
2. Writing - Practice what you learned in the lesson with an authentic writing task



Chapter 1
Introductions



Goal: Introducing yourself

Let's start

Did you know

Western names have meanings too. For example, the name Ben means "son of".

Practice saying and spelling the names below. What's your name? How do you spell it?



Let's try

Did you know

There are three common patterns used when making nationalities:
 ~ **n** (American)
 ~ **ese** (Japanese)
 ~ **ish** (English)

Listen to your teacher's introduction. Fill in the blanks below, then read the introduction back to the teacher.

"Hello, my name is _____. I am _____ years old. I am from _____. I am _____. I am a _____. My hobby is _____."

Introduce yourself.

Remember to say:

- your name
- your age
- where you are from
- your nationality
- your job
- your hobby

Let's practice

Use the example phrases and the information below to practice introducing yourself.

Example phrases

- Hello.
- Nice to meet you.
- I'm Emma.
- My last name is Brown.
- I am 29.
- I'm Japanese.
- I am from Sydney, Australia.
- I am a doctor.
- I like watching movies.



Name: John Brown
 Hometown: Manchester
 Nationality: British
 Age: 36
 Occupation: bus driver
 Hobby: watching movies



Name: Andrew Hall
 Hometown: Sydney
 Nationality: Australian
 Age: 42
 Occupation: chef
 Hobby: reading books



Name: Emma Wong
 Hometown: Beijing
 Nationality: Chinese
 Age: 20
 Occupation: student
 Hobby: playing soccer



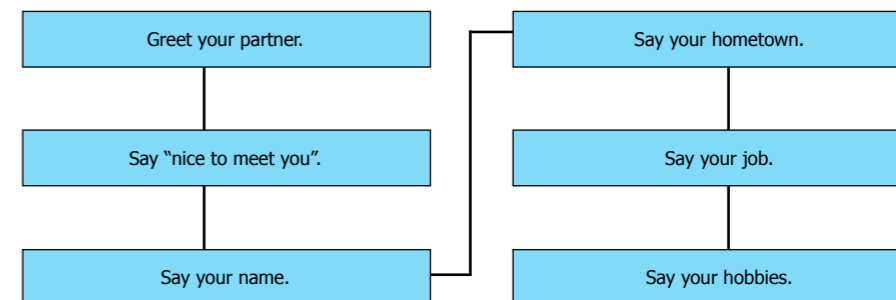
Name: Mary Wilson
 Hometown: Boston
 Nationality: American
 Age: 29
 Occupation: doctor
 Hobby: studying languages

Let's speak

Use the steps below to do a short self-introduction.

Did you know

If a country has "land" in the name, we usually use "ese" to create the nationality, e.g. England / English.



Homework

Complete the reading and writing activities below as well as the recommended e-learning activities listed in your pacing document.

Progression



Reading homework

Read the website on page 80, then complete the assigned tasks. You are welcome to preview the reading content before the lesson.

Writing homework
(30-60 words)

You have just entered a new company. Write a short self-introduction for the company's newsletter.



Goal: Exchanging personal information

Let's start

1. first name
2. last name
3. email address
4. telephone number
5. cell number
6. fax number
7. address
8. website address

Use the words in the box to describe the business card below.

Julia Rome
English instructor

julia.rome@rosettastone-lc.jp 〒 160-0023 Tokyo, Shinjuku Ward
 T 03-5538-4313 West Shinjuku, 7-10-3
 C 0120-704-620 Number 3 Amemiya Bld, 7th Floor
 F 555-857-9248 http://rosettastone-lc.jp

Rosetta Stone
Learning Center

Let's try

Track #1

Listen to the man introduce himself, then answer the questions below.

1. What is his first name?

2. What does he do?

3. How old is he?

4. Where is he from?

5. Is his phone number 555 336 6899?

Progression



Reading homework

Read the business cards on page 81, then complete the assigned tasks. You are welcome to preview the reading content before the lesson.

Let's practice

Use the example phrases and the information below to practice exchanging personal information.

Example phrases

- What's your first name?
 - last name
 - age
 - nationality
 - job
 - phone number
 - e-mail address
 - date of birth
- Is your first name Sam?
 - What are your hobbies?
 - Are you from Japan?
 - Are you Australian?
 - Where are you from?
 - How old are you?
 - What do you do?
 - Where do you work?

first name: Ted

last name: Moore

age: 34

job: doctor

nationality: Australian

hometown: Melbourne

hobbies: cooking, hiking

full name: Jane Carol Martin

company: ACE Computers

Job: programmer

phone #: 555-404-663

e-mail: jane-m@ace.com

date of birth: 8th May 1984

hometown: Seattle

Let's speak

Read the information below, then role-play the situation with your partner.

Did you know

Your hometown can be the place where you were born, or the place you are living now.

Situation:

Role-play meeting your teacher for the first time. Ask your teacher questions.

Find out:

- your teacher's name
- your teacher's nationality
- your teacher's hometown
- your teacher's hobbies

Homework

Complete the reading and writing activities below as well as the recommended e-learning activities listed in your pacing document.

Writing homework (30-60 words)

You have a new pen pal. Write them a letter and ask them at least five questions about themselves.

Lesson
03




Goal: Talking about your hobbies

Let's start

- watching movies
- reading books
- listening to music
- traveling
- cooking
- playing sports
- shopping
- going to concerts
- gardening

Use the words in the box to describe the pictures below.



Let's try

Tracks #2-4

Listen to the people talk about their hobbies. Make some notes, then tell your teacher about each person's hobbies.

Andrew: _____

Ruth: _____

Sophia: _____

Let's practice

Use the example phrases and the information below to practice talking about your hobbies.

Example phrases

- | | | |
|--|--|---|
| <ul style="list-style-type: none"> • I love traveling. • I really like shopping. | <ul style="list-style-type: none"> • I enjoy playing soccer. • I like taking photos. | <ul style="list-style-type: none"> • I don't like cooking. • I hate cleaning. |
|--|--|---|

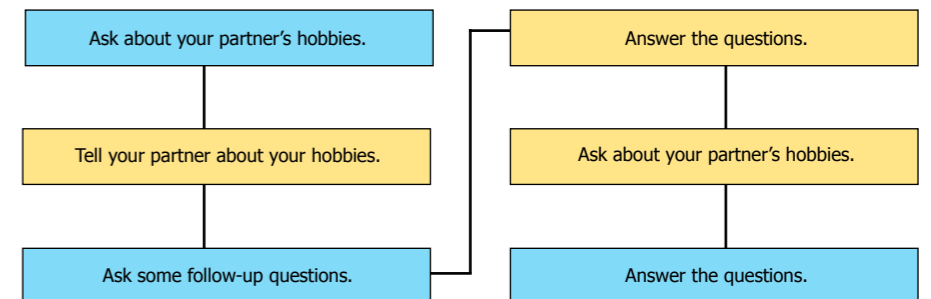


Let's speak

Use the steps below to role-play talking about your hobbies.

Did you know

Be careful when talking about animals you like. "I like cat" and "I like cats" mean different things.



Homework

Complete the reading and writing activities below as well as the recommended e-learning activities listed in your pacing document.

Reading homework

Read the e-mail on page 82, then complete the assigned tasks. You are welcome to preview the reading content before the lesson.

Writing homework
(30-60 words)

Write a letter to your pen pal. Tell them about you and your friends' hobbies. Ask them about their hobby.




Goal: Describing your friends

Let's start

- green eyes
- long, straight hair
- curly, blond hair
- short, black hair
- freckles
- a moustache
- a goatee
- a beard
- bald

Use the words in the box to describe the people below.



Let's try

Tracks #5-7

Listen to someone describe the three people below. Make some notes, then tell your teacher about each person.



Let's practice

Use the example phrases and the information below to practice describing your friends.

Example phrases

- His name is Justin.
- He is bald.
- He has a beard.
- He is my brother.
- He is funny and friendly.
- He has short, blond hair.



Name: Emma
Relationship: sister
Appearance: young
cute
Features: blond hair
freckles
Personality: friendly



Name: Owen
Relationship: boss
Appearance: short
bald
Features: a beard
glasses
Personality: shy



Name: Cameron
Relationship: co-worker
Appearance: tall
slim
Features: black hair
a goatee
Personality: serious



Name: Isabella
Relationship: grandmother
Appearance: short
Features: grey hair
wrinkles
Personality: active
kind

Let's speak

Read the information below, then complete the interview.

Did you know

We usually don't say people have "black eyes" because it sounds like an injury.

Situation:

You want to learn more about your partner's friends and family. Ask them about two different people they know.

For each person, find out:

- their name
- their age
- about their appearance
- about their features
- about their personality

Homework

Complete the reading and writing activities below as well as the recommended e-learning activities listed in your pacing document.

Progression



Reading homework

Look at the picture on page 83, then complete the assigned tasks. You are welcome to preview the reading content before the lesson.

Writing homework (30-60 words)

Write an email to your pen pal. Describe some of the different people you know.

05

Milestone Class presentation

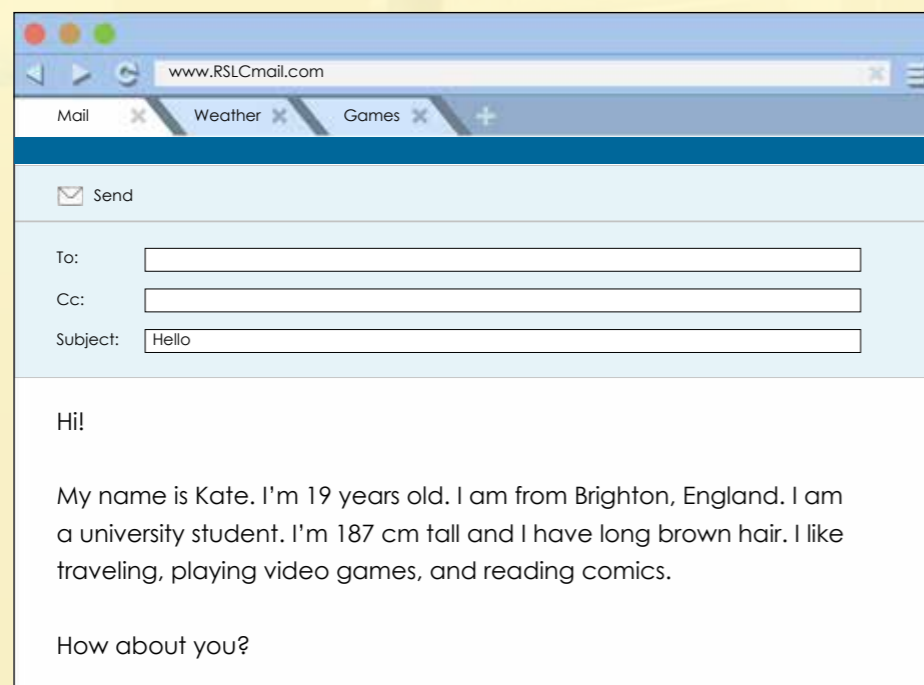
Situation:

You need to do a presentation in front of your class about yourself, your friends, and the teacher, but you don't have enough information. Use the three different activities to learn about the different people.

Reading:

Read the e-mail from Kate and answer the following questions:

1. How old is she?
2. Where is she from?
3. What does she do?
4. Does she have long hair?
5. Is she tall?
6. Does she like reading comics?



Listening:

Track #8

Listen to your friend introduce himself. Then fill in the blanks.

Hello, my _____ is Peter Smith. I'm from Wellington in _____. I'm _____ years old and I'm _____. My hobbies are _____ and _____. I like _____, and I love _____.

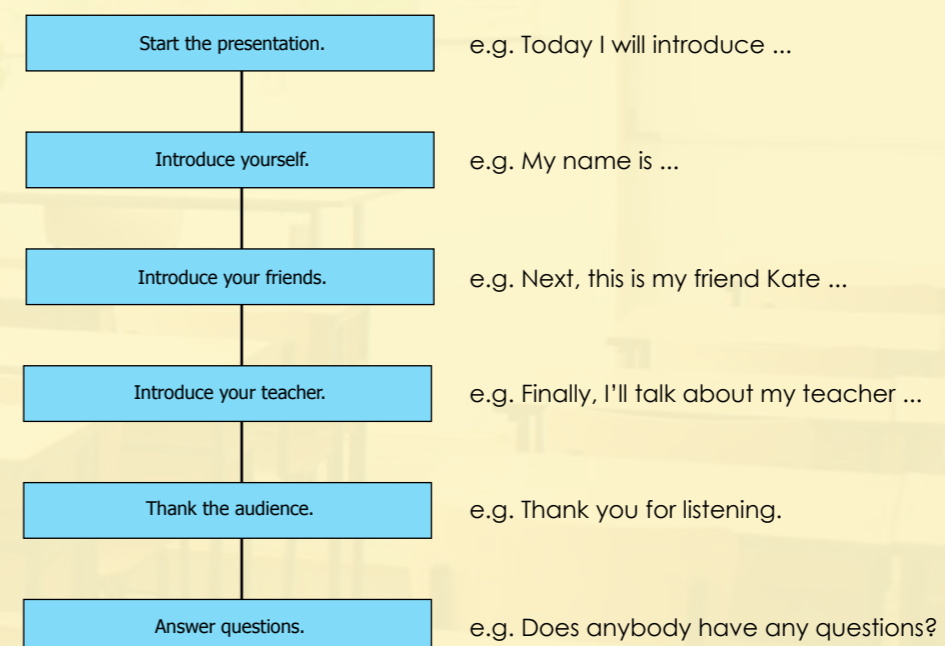
Interview:

Interview your teacher and find out their:

1. name _____
2. age _____
3. job _____
4. hobby _____
5. hometown _____

Task:

Use your notes from this lesson to make a short presentation. Introduce your teacher, your friends (Peter / Kate), and yourself.



Homework:

- Write out the class presentation.
- Complete the recommended e-learning activities listed in your pacing document.



Chapter 2
Daily life

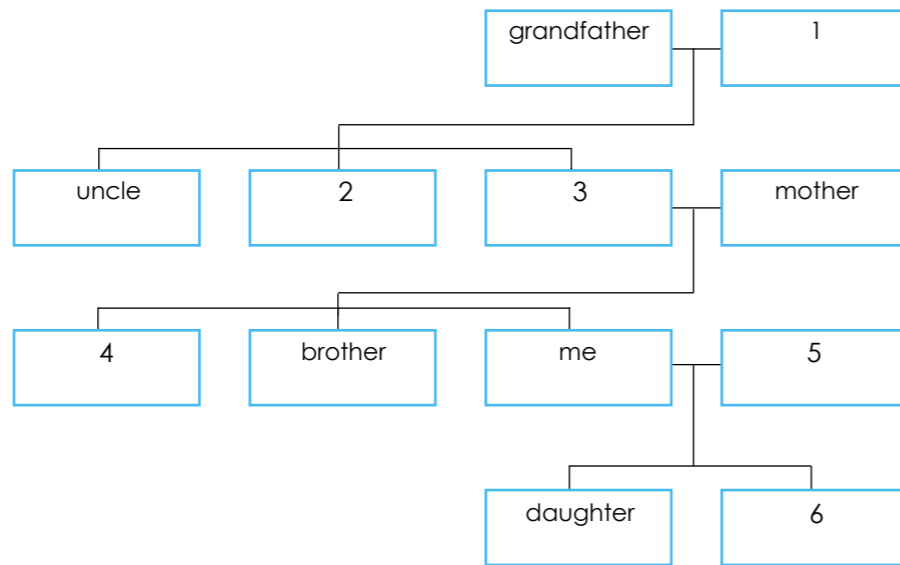


Goal: Introducing your family

Let's start

- father
- wife / husband
- aunt
- sister
- grandmother
- son

Fill in the missing parts of the family tree below.



Let's try

Track #9

Listen to the person introduce their family, then choose the correct answers.

1. Sharon is his (wife / sister).
2. Peter is his (daughter / son).
3. Michael is his (father / brother).
4. Audrey is his (mother / grandmother).
5. Jim is his (uncle / aunt).
6. Kate is his (aunt / sister).
7. Benjamin is his (uncle / grandfather).

Progression



Reading homework

Look at the family tree on page 84, then complete the assigned tasks. You are welcome to preview the reading content before the lesson.

Let's practice

Use the example phrases and the information below to practice introducing your family.

Example phrases

- I have a brother and two sisters.
- I don't have any children.
- My brother's name is Sam.
- Their names are Julia and Charles.
- He's a shop assistant.
- She is retired.
- She is friendly.
- He has a beard.

Relation: mother
Name: Julia
Occupation: doctor
Information: likes gardening

Relation: grandmother
Name: Elizabeth
Occupation: retired
Information: likes traveling

Relation: sister
Name: Hannah
Occupation: shop assistant
Information: friendly and kind

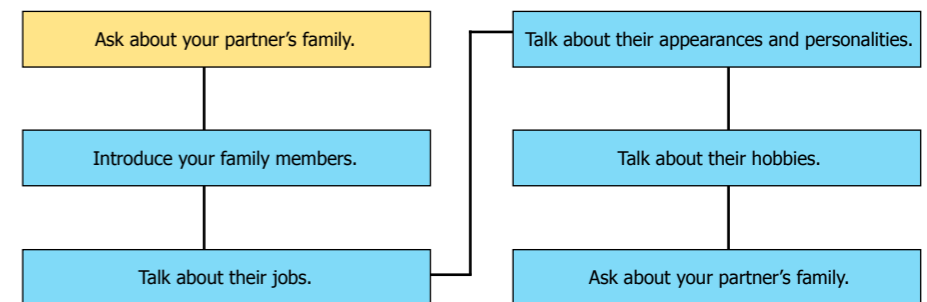
Relation: father
Name: Charles
Occupation: high school teacher
Information: has a beard and glasses

Relation: younger brother
Name: Nathan
Occupation: chef
Information: likes watching movies

Relation: older brother
Name: Anthony
Occupation: university student
Information: has a lot of comic books

Let's speak

Use the steps below to role-play introducing your family.



Homework

Complete the reading and writing activities below as well as the recommended e-learning activities listed in your pacing document.

Writing homework
(30-60 words)

Write a letter to your pen pal about your family. Tell them about your different family members and describe a family photo.



Goal: Talking about your daily life

Let's start

- exercise
- cook
- check
- brush
- wash
- clean

Look at the pictures below. What are the people doing in each of the pictures?



Let's try

Track #10

Listen to the person describe their daily life. Make some notes, then tell your teacher about their daily life.

Monday	_____
Tuesday	_____
Wednesday	_____
Thursday	_____
Friday	_____
Saturday	_____
Sunday	_____

Let's practice

Use the example phrases and the information below to practice talking about your daily life.

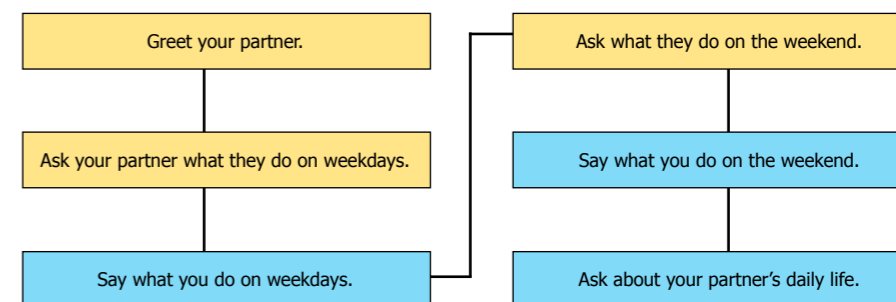
Example phrases

- | | | |
|---|---|--|
| <ul style="list-style-type: none"> • I always ... • I usually ... • I often ... • I sometimes ... • I hardly ever ... • I never ... | <ul style="list-style-type: none"> • once a month • twice a month • eight times a month • every Monday • every two weeks • weekly | <ul style="list-style-type: none"> • on Monday • on the weekend • during the week • in the morning/afternoon • at 8:00 am • at night |
|---|---|--|

Sunday	Monday	Tuesday	Wednesday	Thursday	Friday	Saturday
				go to the gym 8 am 1	play baseball 4 pm 2	dinner with friends 3
play baseball 7 pm 4	English school 5	go to the gym 9 am 6	English school 7	go to the gym 8 am 8	go hiking 5 pm 9	dinner with friends 10
have a BBQ 11	English school 12	go snow-boarding 13	go to the gym 9 am 14	English school 15	play baseball 4 pm 16	dinner with friends 17
go to the movies 18	English school 19	play baseball 8 pm 20	English school 21	go to the gym 8 am 22	go hiking 5 pm 23	dinner with friends 24
have a BBQ 25	English school 26	go to the gym 9 am 27	go to the movies 28	English school 29	play baseball 4 pm 30	

Let's speak

Use the steps below to role-play talking about your daily life.



Homework

Complete the reading and writing activities below as well as the recommended e-learning activities listed in your pacing document.

Progression



Reading homework

Read the planner on page 85, then complete the assigned tasks. You are welcome to preview the reading content before the lesson.

Writing homework (30-60 words)

Write an email to your pen pal about your daily life. Tell them what you do on different days. Ask them about their daily life.



Goal: Talking about your job

Let's start

- a receptionist
- a reporter
- a cashier
- a programmer
- a nurse
- a hair stylist

Match the people to their jobs. Then discuss where you think they might work.



Let's try

Tracks #11-14

Listen to the four people talk about their jobs. Fill in the table below, then tell your teacher about each person's job.

Name	Where they work	What they do

Progression



Reading homework


Read the job ad on page 86, then complete the assigned tasks. You are welcome to preview the reading content before the lesson.

Let's practice


Use the example phrases and the information below to practice talking about your job.

Example phrases

- I am a reporter.
- I work at TNB Bank.
- I work for Silver Gym.
- I work in New York.
- I train clients.
- I love my job.
- My job is OK.
- I don't really like my job.



Name: Emma
Company: Maxis Hotels
Location: New York
Position: receptionist
Duties: take reservations
Likes job: a little



Name: Janet
Company: TNB Bank
Location: London
Position: teller
Duties: answer calls / count money
Likes job: no



Name: Rachael
Company: Channel 7
Location: Seattle
Position: reporter
Duties: report the news
Likes job: a lot



Name: Mark
Company: Silver Gym
Location: Sydney
Position: personal trainer
Duties: train clients
Likes job: a lot

Let's speak

Read the information below, then complete the interview.

Situation:

You want to learn more about your partner. Interview them and find out about their job and one of their friend's jobs.

Find out:

- where they work
- what they do
- if they like their job

Homework

Complete the reading and writing activities below as well as the recommended e-learning activities listed in your pacing document.

Writing homework
(30-60 words)

Write an email to your pen pal. Tell them your job and one of your friend's jobs. Ask them about their job.

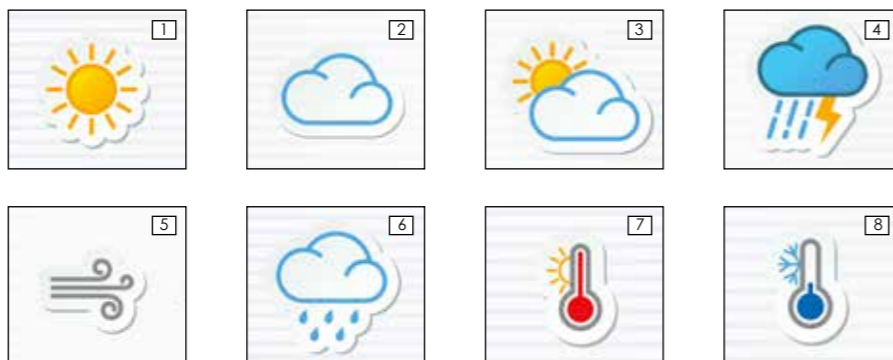


Goal: Talking about the weather

Let's start

- sunny
- rainy
- partly cloudy
- cloudy
- stormy
- windy
- hot
- cold

Match the words to the pictures. What's the weather and temperature like today?



Let's try

Track #15

Listen to the weather report and make some notes in the boxes below, then tell your teacher what the weather is like in the US today.



Let's practice

Use the example phrases and the information below to practice talking about the weather.

Example phrases

- It's cloudy in Tokyo today.
- It's 25 degrees now.
- It's not cold in Tokyo today.
- It will be stormy in Tokyo tomorrow.
- It will be 27 degrees on Saturday.
- It won't be sunny tomorrow.
- It was rainy in Tokyo yesterday.
- It was warm on Monday.
- It wasn't cloudy on Sunday.

7 DAY FORECAST

Tuesday
Tokyo, Japan

25.5°C



Feels like: 26°C
Humidity: 63%
Pressure: 1012.1 MB
Wind: 23 KM/H
Sunrise: 5:52 AM
Sunset: 8:12 PM

Sun	Mon	Tue	Wed	Thu	Fri	Sat
18° 29°	16° 25°	17° 27°	18° 29°	16° 25°	17° 27°	17° 27°
sunny	rainy	cloudy	stormy	rainy	cloudy	cloudy

Let's speak

Read the information below, then complete the speech.

Situation:

You work at the local news station. It's time to do the weather report. Talk about what the weather was like yesterday, what the weather is like today, and what the weather will be like on some different days this week.

Remember to give information:

- about some different places
- about the weather
- about the temperature

Homework

Complete the reading and writing activities below as well as the recommended e-learning activities listed in your pacing document.

Progression



Reading homework

Read the weather forecast on page 87, then complete the assigned tasks. You are welcome to preview the reading content before the lesson.

Writing homework
(30-60 words)

Write an email to your pen pal. Tell them what the weather is like in different seasons in your country. Ask about their country.

10

Milestone Barbecue plans

Situation:

You are planning a barbecue for you and two friends, but you don't know when you should have the barbecue. Use the reading, listening, and interview activities to help you plan the barbecue.

Reading:

Read the weather report and answer the questions below.

1. When is it going to be windy? _____
2. When is it going to be rainy? _____
3. When is it going to be cloudy? _____
4. When is it going to be sunny? _____

WEATHER NEWS

www.WN.com

Weekly forecast

- Since 2015 -

Here is the weather report for this week.

Monday (0 - 5 °C)

Snowy in the morning. Rainy in the evening.

Tuesday (8 - 18°C)

Sunny all day. Windy at night.

Wednesday (15- 20°C)

Cloudy in the morning. Stormy in the afternoon.

Thursday (18 - 25°C)

Rainy and windy all day.

Friday (15 - 25°C)

Windy in the morning. Sunny in the afternoon.

Saturday (10 - 18°C)

Rainy all day.

Sunday (20 - 28°C)

Sunny in the morning. Cloudy in the afternoon.

Listening:

Track #16

Listen to your friend talk about their schedule, then make some notes using the left side of the planner below.

Listening notes (friend)	Interview notes (teacher)
M.	M.
T.	T.
W.	W.
T.	T.
F.	F.
S.	S.
S.	S.

Interview:

Interview your teacher about their schedule for this week. Find out what their plans for each day are. Make some notes on the right side of the planner above.

Task:

1. Meet with your teacher and discuss what the best day to have the barbecue is. Discuss the weather and compare your schedule, your friend's schedule, and your teacher's schedule. Decide when to have the barbecue.
2. Role-play inviting your friend to the barbecue.

Remember to:

- greet your friend
- ask about their plans (for the day you decided to have the barbecue)
- invite them to the barbecue
- tell them when and where you want to meet, and what they should bring

Homework:

- Write an email to your friend confirming the plans for the barbecue.
- Complete the recommended e-learning activities listed in your pacing document.



Chapter 3
My city



Goal: Describing a place

Let's start

- London
- Paris
- New York
- Sydney
- Tokyo
- Pisa

Match the famous landmarks to the cities. Do you know what the famous landmarks are called? What other famous landmarks do you know?



Let's try

Tracks #17-20

Listen to the four people describe where they live. Make some notes, then tell your teacher about each person.



Barbara



James



Brad



Keiko

_____	_____	_____	_____
_____	_____	_____	_____
_____	_____	_____	_____

Progression



Reading homework

Read the website on page 88, then complete the assigned tasks. You are welcome to preview the reading content before the lesson.

Let's practice

Use the example phrases and the information below to practice describing different places.

Example phrases

- | | |
|--|--|
| <ul style="list-style-type: none"> • Seattle is in America. • It's north of Portland. • It's a nice place. • It's famous for the Space Needle. | <ul style="list-style-type: none"> • There are lots of old buildings. • There is a nice beach. • It's convenient. • It's warm and dry in summer. |
|--|--|



Name: Los Angeles
 Country: USA
 Location: on the West Coast
 Adjectives: big
 Famous places: Hollywood
 Things to do: a nice beach
 lots of good restaurants
 Weather: hot and dry in summer



Name: Edinburgh
 Country: Scotland
 Location: in the East
 Adjectives: small
 Famous places: The Royal Mile
 Things to do: a big castle
 lots of old buildings
 Weather: cold and windy in winter

Let's speak

Read the information below, then complete the speech.

Situation:

Choose a city you know well and explain why someone should visit it.

Remember to mention:

- the name of the city
- where it is
- what the city is like
- things to do and see

Homework

Complete the reading and writing activities below as well as the recommended e-learning activities listed in your pacing document.

Writing homework
(30-60 words)


Write an email to your pen pal. Tell them about your hometown and ask them about their hometown.



Goal: Giving walking directions

Let's start

Look at the pictures below. Describe where the cat is in each picture, then tell your teacher where some of your favorite stores or restaurants are.



Let's try

Track #21

Listen to the man give directions. Make some notes, then tell your teacher what his destination is, where it's located, and how to get there.

Let's practice

Use the example phrases and the information below to practice giving walking directions.

Example phrases

- Go straight 200 meters.
- Go straight four blocks.
- Go straight for about 10 minutes.
- Go down 7th Street.
- Turn left at the cafe.
- Turn right onto Black Street.
- The bank should be on your right.
- You should see the station in front of you.

Black Street	Red Street	Black Street	Blue Street
museum		barber cafe clinic	library
7th Street	shoe store	park	post office
8th Street		drug store	pub hotel
station bank		office building	Internet cafe
9th Street	restaurant	elementary school	
university			

Let's speak

Read the information below, then role-play the situation with your partner.

Situation:

You are new in town. You don't know where anything is. Ask your partner about some interesting places. Find out where the places are and how to get there.

Remember to ask about:

- places to see
- things to do
- places to eat

Homework

Complete the reading and writing activities below as well as the recommended e-learning activities listed in your pacing document.

Progression



Reading homework

Read the passage on page 89, then complete the assigned tasks. You are welcome to preview the reading content before the lesson.

Writing homework
(30-60 words)

Write a guide for your local area. Give directions to some interesting local places.




Goal: Giving train directions

Let's start

- take your ticket and change
- look at the map
- pay for your ticket
- go to the platform
- go through the ticket gates
- select your ticket

Match the words in the box to the correct pictures, then discuss the order you do the actions.



Let's try

Tracks #22-25

Listen to the four people describe how they get to work. Make some notes, then tell your teacher about each person.



Emma	Joe	Chris	Susan
_____	_____	_____	_____
_____	_____	_____	_____
_____	_____	_____	_____

Progression



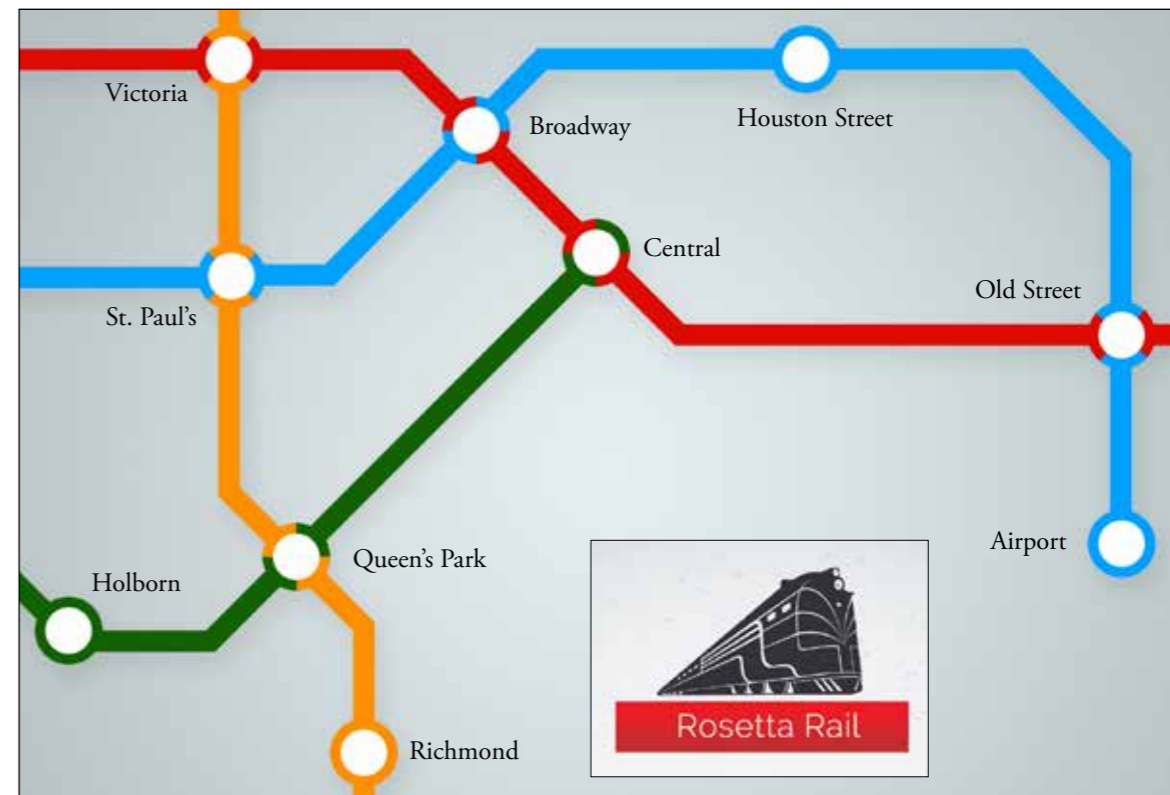
Reading homework Read the e-mail on page 90, then complete the assigned tasks. You are welcome to preview the reading content before the lesson.

Let's practice

Use the example phrases and the information below to practice giving train directions.

Example phrases

- Take the Red Line to Broadway.
- Change to the Blue Line.
- Go one stop.
- Get off at St. Paul's.
- Go out of the west exit.
- It takes about 20 minutes.



Let's speak

Read the information below, then role-play the situation with your partner.

Partner #1 situation:
You want to go to a popular tourist site, but you don't know how to get there, or how to buy a ticket. Choose the site, then ask your friend for help.

Partner #2 situation:
Give your friend directions. Tell them which train line to take, where to transfer, which train exit to use, how much it costs, how long it takes, and how to buy a ticket.

Homework

Complete the reading and writing activities below as well as the recommended e-learning activities listed in your pacing document.

Writing homework (30-60 words) Write an email to your pen pal. Write about some different places you like to go. Explain how you get there.



Goal: Describing where you live

Let's start

Match the pictures to their descriptions, then brainstorm some different places where people can live.

- I live in an apartment near the beach.
- I live in an old house in the country.
- I live in a small house in the suburbs.



Let's try

Tracks #26-29

Listen to the people talk about their homes. Make some notes, then tell your teacher about each person's home.



Meg



Emmett



David



Claire & Tom

_____	_____	_____	_____
_____	_____	_____	_____
_____	_____	_____	_____

Let's practice

Use the example phrases and the information below to practice describing where you live.

Example phrases

- | | |
|---|--|
| <ul style="list-style-type: none"> • I live in a big house in the city. • There is a park near my house. • There are lots of shops near my house. • My house is close to a supermarket. | <ul style="list-style-type: none"> • My house has 12 rooms. • My apartment is very big. • My current apartment is smaller than my previous apartment. |
|---|--|



Type of building: a house
 Location: in a small town
 Neighborhood: a post office, a hospital and some small shops
 Rooms: 6 bedrooms / 2 bathrooms
 Opinion: very quiet
 Comparison: larger



Type of building: a studio apartment
 Location: in the city
 Neighborhood: Tokyo station, a hospital and a convenience store
 Rooms: 1 room / 1 bathroom
 Opinion: very cozy
 Comparison: more convenient

Let's speak

Read the information below, then role-play the situation with your partner.

Partner #1 situation:

You want to learn more about your partner. Find out where they live, what kind of building they live in, how many rooms it has, what the different rooms are like, and what their neighborhood is like.

Partner #2 situation:

Tell your partner about where you live. Tell them what you like about your home and your neighborhood. Compare your current home to your previous home.

Homework

Complete the reading and writing activities below as well as the recommended e-learning activities listed in your pacing document.

Progression



Reading homework

Read the ad on page 91, then complete the assigned tasks. You are welcome to preview the reading content before the lesson.

Writing homework
(30-60 words)

Write an email to your pen pal. Tell them all about your house or apartment and ask about theirs.

15

Milestone The day trip

Situation:

You are planning a day trip with your friend, but you don't know where to go. Use the information from the reading, listening, and interview sections to help plan your trip.

Reading:

Read the newspaper article and fill in "option 1" in the table on the next page.

THE TOKYO NEWS

www.TTN.com Japan's Favorite Newspaper - Since 2015 -

Mt. Takao is a beautiful mountain and popular hiking spot in the city of Hachioji, Japan.

Mt. Takao is 599 meters tall. There are eight different hiking trails to the top. If you prefer, you can take a cable car halfway to the top. The round-trip price for the cable car is 900 yen.

The best seasons to visit Mt. Takao are summer and fall. In summer, there is a beer garden open near the top of the mountain.

In fall, the trees change colors and you can see beautiful red leaves. All year round there are interesting temples and shrines that you can visit.

There is also a lot of wildlife on the mountain. If you are lucky, you can see birds, monkeys, and even wild boar.

Access:
Take the Keio line from Shinjuku station to Takaosanguchi station. Price: 380 yen

Listening:

Listen to your friend talking about a place they visited last week and fill in "option 2" in the table below.

Track #30

	Option 1	Option 2	Option 3
name of the place			
where it is			
what the place is like			
what you can do/ see there			
how you can get there			
how much it costs			

Interview:

Interview your teacher about a place they recommend visiting in Japan and fill in "option 3" in the table above.

Task:

1. Meet with your teacher and compare the three different options, then decide where you want to go and why.
2. Call your friend on the phone and invite them to come on the day trip with you.

Remember to:

- greet your friend on the phone
- invite your friend to come on the day trip with you
- describe the place you are going to go
- discuss when and where you are going to meet
- discuss how to get there

Homework:

- Write your friend an e-mail explaining the plans and how to get to the meeting place.
- Complete the recommended e-learning activities listed in your pacing document.





Chapter 4
Lunch time



Goal: Going to the supermarket

Let's start

- cheese
- butter
- apples
- onions
- ham
- milk
- chicken
- pork
- salmon
- tuna
- ice cream
- French fries


Match the products to where you would find them in a supermarket. What other products can you add to each section?

Sections of a supermarket				
Dairy	Produce	Meat	Frozen Foods	Seafood

Let's try

Track #31

Listen to the man talk about his shopping list. Make some notes, then tell your teacher what the man needs to buy.



Let's practice

Use the example phrases and the information below to practice going to the supermarket.

Example phrases

- I need five apples.
- I need to buy some milk.
- I should get some nice cheese.
- I have to buy half a kilo of pork.
- I have to get a tub of ice cream.
- Do you have any celery?
- Where is the bacon?
- Where are the apples?
- How much is this yogurt?
- How much are these bananas?

Shopping List

- apples 6 _____
- oranges 8 _____
- bananas 4 _____
- carrots 3 _____
- celery 5 sticks _____
- broccoli some _____
- tomatoes 5 cans _____
- bread 2 loaves _____
- orange juice 1 bottle _____
- chocolate 3 bars _____

Shopping List

- eggs 1 carton _____
- olives 1 jar _____
- ground beef 500 g _____
- chicken breasts 1 kg _____
- ice cream 1 tub _____
- salmon fillets three _____
- French fries 2 packs _____
- ham some _____
- toilet paper 12 rolls _____
- toothpaste 1 tube _____

Let's speak

Read the information below, then role-play the situation with your partner.

Situation:

You would like to prepare dinner tonight. Discuss something that you like to cook. Discuss which ingredients you have and which ingredients you need to buy, then go shopping and ask the staff for help if you can't find something.

Homework

Complete the reading and writing activities below as well as the recommended e-learning activities listed in your pacing document.

Progression

Reading homework

Read the website on page 92, then complete the assigned tasks. You are welcome to preview the reading content before the lesson.

Writing homework
(30-60 words)

Write an email to your pen pal. Tell them about what you usually buy when you go grocery shopping. Ask them about what they buy.



Goal: Sharing a recipe

Let's start

- fish and chips
- carbonara
- pot stickers
- nachos
- a stir fry
- kebabs
- a quiche
- calamari
- an omelet

Can you name all the different dishes below? What are some of your favorite dishes?



Let's try

Track #32

Listen to the person explain how to make cookies. Number the steps below, then tell your teacher how to make cookies.

- Mix together some butter and some sugar.
- Cook in a 180-degree oven for 12 minutes.
- Mix in some white flour.
- Stir in three eggs.
- Put the cookie mix onto a baking tray.

Progression



Reading homework

Read the recipe on page 93, then complete the assigned tasks. You are welcome to preview the reading content before the lesson.

Let's practice

Use the example phrases and the information below to practice sharing a recipe.

Example phrases

- | | | |
|---|--|--|
| <ul style="list-style-type: none"> • First • First of all • To start | <ul style="list-style-type: none"> • Next • Then • After that | <ul style="list-style-type: none"> • Finally • Lastly • To finish |
|---|--|--|

Pasta Carbonara

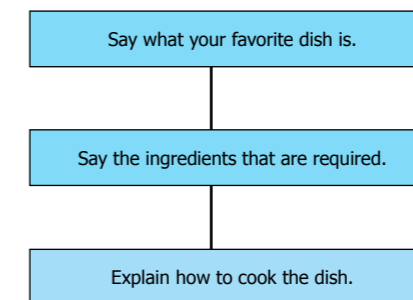
1. Chop some bacon and garlic.
2. Fry the bacon and garlic in some olive oil.
3. Cook some pasta in a big pan.
4. Drain the pasta and add it to the frying pan.
5. Mix the eggs and cheese together.
6. Pour the eggs and cheese over the pasta and stir together.
7. Serve with extra cheese and black pepper.

Carrot & Coriander Soup

1. Peel and chop some carrots.
2. Fry some onion in a large pan.
3. Add ground coriander to the onions.
4. Add the carrots and fry for one minute.
5. Add one liter of chicken stock.
6. Cook for 20 minutes.
7. Use a blender to make the soup smooth.
8. Serve with fresh bread.

Let's speak

Use the steps below to share your favorite recipe.



Homework

Complete the reading and writing activities below as well as the recommended e-learning activities listed in your pacing document.

Writing homework (30-60 words)

Write an email to your pen pal. Tell them how to cook a Japanese dish. Ask them about a dish from their country.



Goal: Inviting someone somewhere

Let's start

- go to the movies
- go to a restaurant
- go shopping
- go for a beer
- come to my birthday party
- watch a baseball game

Match the actions to the pictures, then discuss the ones you want to do this weekend.



Let's try

Tracks #33-34

Listen to Laura read her messages out loud and fill in the blanks.



Let's practice

Use the example phrases and the information below to practice extending invitations.

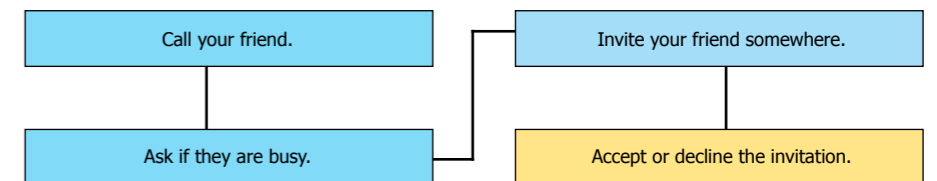
Example phrases

- | | | |
|---|--|--|
| <ul style="list-style-type: none"> • Are you busy on the weekend? • Do you have any plans tonight? • Are you free this Saturday? | <ul style="list-style-type: none"> • How about going for a coffee? • Why don't we go to the park? • Let's go to the museum. | <ul style="list-style-type: none"> • Sure, sounds great. • Okay, I'm in. • Sorry, I'm a little busy then. • I'd love to, but I have to work. |
|---|--|--|



Let's speak

Use the steps below to role-play inviting your partner to go out somewhere.



Homework

Complete the reading and writing activities below as well as the recommended e-learning activities listed in your pacing document.

Progression



Reading homework

Read the conversation on page 94, then complete the assigned tasks. You are welcome to preview the reading content before the lesson.

Writing homework (30-60 words)

Write a short email inviting one of your friends to come to an event with you.



Goal: Ordering food in a restaurant

Let's start

1. T-bone steak
2. soup of the day
3. ice cream
4. roast chicken
5. ravioli
6. lasagna
7. chocolate cake
8. garlic mushrooms

Look at the items in the box and discuss which parts of the menu they belong in. What are some of your favorite starters, main courses, and desserts?



Let's try

Tracks #35-37

Listen to three people order in a restaurant. Make some notes, then tell your teacher what each person ordered.



Progression



Reading homework

Read the menu on page 95, then complete the assigned tasks. You are welcome to preview the reading content before the lesson.

Let's practice

Use the example phrases and the information below to practice ordering food in a restaurant.

Example phrases

- We have a reservation under Smith.
- Table for two, please.
- Non-smoking / smoking.
- I'd like the Cheese and salami plate, please.
- I'll have the Chicken cutlet.
- Can I get the Cobb salad?
- That's all.
- Can I have the bill, please?
- Can I pay by credit card?
- Here you are.

Cafe Rotem

Menu

<p><i>Appetizers</i></p> <p>Buffalo chicken wings \$5.00 (8 pieces)</p> <p>Cheese and salami plate \$6.00</p> <p><i>Entrees</i></p> <p>Steak with mashed potatoes and steamed veggies \$12.00</p> <p>Baked salmon trout with baby potatoes \$19.00</p> <p>Chicken cutlet with mushroom rice \$14.00</p>	<p><i>Salad</i></p> <p>Caesar salad \$4.00</p> <p>Hawaiian style Cobb salad \$4.00</p> <p><i>Beverages</i></p> <p>Cappuccino \$4.00</p> <p>Orange juice \$3.00</p> <p>Sparkling water \$3.00</p> <p>House wine (red / white) \$5.00</p>
---	---

Let's speak

Read the information below, then role-play the situation with your partner.

Situation:

It's lunch time. You and your friend would like to go to a restaurant for lunch.

- Greet the staff and say what kind of table you'd like.
- Order food and drinks for both people.
- After the meal, ask for the check and pay for the meal.

Homework

Complete the reading and writing activities below as well as the recommended e-learning activities listed in your pacing document.

Writing homework (30-60 words)

Write an email to your pen pal. Tell them about your favorite restaurant and what you usually order when you go there.

20

Milestone Party time

Situation:

You are planning a party for you and your friends, but you don't know what to serve. Use the reading, listening, and interview sections to get some ideas for recipes from your friends.

Reading:

Read the messages on the phone, answer the questions, then fill in the first column in the table on the next page.



1. What day is the party?

2. What time does the party start?

3. What food does Jane recommend?

4. How do you cook hot dogs?

5. What ingredients do you need to buy?

Listening:

Track #38

Listen to your friend recommending a dish for your party, then fill in the second column in the table below.

	Dish 1	Dish 2	Dish 3
name of the dish			
ingredients			
how to cook it			
how much it costs			
how many people it serves			

Interview:

Interview your teacher about what they recommend you prepare for your party and fill in the third column in the table above.

Task:

1. Meet with your teacher and discuss what food you are going to serve at the party. Create a shopping list and discuss which ingredients you will need to buy and which ingredients you already have at home.
2. Call your friend on the phone and invite them to the party. Tell them what time the party starts, where it is, how to get there, what you are going to do at the party, what food you are going to serve, and what they should bring.

Homework:

- Write an invitation to the party. Make sure to tell the guests all the necessary details about the party.
- Complete the recommended e-learning activities listed in your pacing document.



Chapter 5

Shopping



Goal: Describing clothes

Let's start

- I'm wearing a gray jacket.
- I have a blue vest.
- My scarf is dark blue.
- I have a white hat.

Match the descriptions to the people below.



Let's try

Tracks #39-42

Listen to the people describe what they are wearing. Make some notes, then tell your teacher about each person.

Man: _____

Woman: _____

Boy: _____

Girl: _____

Progression



Reading homework

Look at the picture on page 96, then complete the assigned tasks. You are welcome to preview the reading content before the lesson.

Let's practice

Use the example phrases and the information below to practice describing clothes.

Example phrases

- | | | |
|--|--|---|
| <ul style="list-style-type: none"> • I'm wearing a white dress shirt. • He's wearing a pair of black leather shoes. • She's not wearing a belt. • They're wearing sandals. | <ul style="list-style-type: none"> • I usually wear a suit and tie at work. • I like wearing colorful clothes. • I sometimes wear a sweat suit at home. | <ul style="list-style-type: none"> • My favorite item of clothing is my pink sweater. • This scarf is made of cashmere. • This jacket has three pockets. |
|--|--|---|



Let's speak

Read the information below, then complete the interview.

Situation:

You want to learn more about how your partner dresses. Find out what their favorite piece of clothing is and why. Find out what they are wearing now, plus what they usually wear when they are at work, and what they wear when they are not at work.

Homework

Complete the reading and writing activities below as well as the recommended e-learning activities listed in your pacing document.

Writing homework (30-60 words)

Write an email to your pen pal. Tell them what clothes you usually wear and describe your favorite item of clothing.

Lesson
22



Goal: Going clothes shopping

Let's start

1. shoes
2. a shirt
3. a dress
4. socks
5. a skirt
6. pajamas
7. a jacket
8. a suit
9. jeans
10. shorts

Put the types of clothes in the box into the correct column of the table below. What other clothing-related words do you know?

Clothing	
<ul style="list-style-type: none"> Singular (a / is / this / that / it / it) 	<ul style="list-style-type: none"> Plural (~s / are / these / those / they / them)

Let's try

Track #43-45

Listen to the three people go shopping. Make some notes, then tell your teacher what each person bought and how much they paid for it.







Progression



Reading homework

Read the conversation on page 97, then complete the assigned tasks. You are welcome to preview the reading content before the lesson.

Let's practice

Use the example phrases and the information below to practice going clothes shopping.

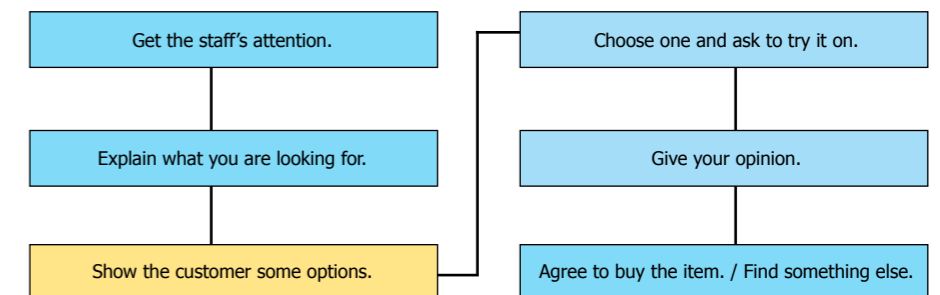
Example phrases

- I'm looking for a new shirt.
- I'd like a casual one.
- I like this one.
- Those are nice.
- What size are they?
- How much is it?
- Can I try them on?
- It's too big. Do you have a size 12?
- I don't like this color. Do you have this in blue?
- It's a bit expensive. Do you have a cheaper one?
- They're great!
- I'll take it.



Let's speak

Use the steps below to role-play going clothes shopping.



Homework

Complete the reading and writing activities below as well as the recommended e-learning activities listed in your pacing document.

Writing homework
(30-60 words)

Write an email to your pen pal. Tell them about the last time you went clothes shopping. Tell them what you bought and why you bought it.

Lesson
23



Goal: Paying for things

Let's start

- dollar
- cent
- euro
- yen
- pound
- pence

Match the currencies to the different pictures from the auction website below, then read the prices out loud.



Let's try

Tracks #46-48

Listen to the three people talk about their recent purchases. For each person, note down how much they paid, and how much change they received.



Paid

Change



Paid

Change



Paid

Change

Progression

Reading homework

Read the conversation on page 98, then complete the assigned tasks. You are welcome to preview the reading content before the lesson.

Let's practice

Use the example phrases and the information below to practice paying for things.

Example phrases

- What's the price of this pasta?
- How much is that watermelon?
- How much are these strawberries?
- How much do those cost?
- How much is it for three apples?
- I'd like three bananas and two lemons. How much is that in total?
- What's on sale at the moment?
- I'll take three.
- Here's a twenty.
- Here you are.
- Do you take credit cards?
- Can I get a receipt?



Let's speak

Read the information below, then complete the interview.

Situation:

You want to learn more about your partner's country. Find out where they usually shop and how much different things cost.

Find out about

- groceries
- restaurants
- clothing
- electronics

Homework

Complete the reading and writing activities below as well as the recommended e-learning activities listed in your pacing document.

Writing homework
(30-60 words)

Write an email to your pen pal. Tell them what you bought on your last holiday and how much it cost.



Goal: Describing a lost item

Let's start

- a briefcase
- a messenger bag
- a suitcase
- a backpack

Describe the pictures below. Can you think of three things that might be in each bag?



Let's try

Tracks #49-52

Listen to the four people each describe a lost item. Make some notes, then tell your teacher about each person.



Carla



Dennis



Abbie



Suzie

Progression



Reading homework

Read the notice on page 99, then complete the assigned tasks. You are welcome to preview the reading content before the lesson.

Let's practice

Use the example phrases and the information below to practice describing a lost item.

Example phrases

- | | |
|---|--|
| <ul style="list-style-type: none"> • I need to report some lost property. • I've lost my bag. • Has anyone handed it in? • I think I left it on the train. • I don't know where I left it, but I last had it about 30 minutes ago. | <ul style="list-style-type: none"> • It's pink. • It's about this big. • It has two red straps. • It has lots of stickers on it. • It has my camera inside. • There are some books inside. |
|---|--|



Let's speak

Read the information below, then role-play the situation with your partner.

Situation:

You are on vacation. You have lost your bag. It has lots of important things in it. Go to the lost and found office and see if they have your missing bag.

Make sure to:

- describe what the bag looks like
- describe what's in the bag

Homework

Complete the reading and writing activities below as well as the recommended e-learning activities listed in your pacing document.

Writing homework
(30-60 words)

You just lost your bag. Write a short description of it for the lost property report.

Milestone

The perfect gift

Situation:

You need to buy a birthday present for your friend Sophia, but you don't know what to buy. Use the activities to figure out the perfect present, then go shopping for it.

Reading:

Read Sophia's recent blog post, then answer the questions below.

1. What does Sophia like shopping for?
2. Why were the stores having a sale?
3. What did she buy?
4. What's her favorite color?
5. How much were the glasses?

Sophia's Blog

Shopping trip / Friday 28th

I love shopping, especially for clothes! Today I went to the mall on my way home. Because today is the first day of spring, lots of stores were having sales. I found some great bargains. I bought this cool blue shirt. I love long sleeved shirts, plus blue is my favorite color. I got these jeans on sale, too. They are very comfortable. The last thing I bought was this pair of glasses. They are light and they look really cool. I love the design. They were really cheap, too. They only cost \$20.

Listening:

Track #53-55

Listen to three of your friends talk about what they are thinking about buying Sophia for her birthday. Make some notes, then tell your teacher about each person.

- Martin
- Claire
- Jane

Interview:

Interview your teacher about a present they recently received. Find out who gave it to them, what it looks like, when they received it, and their opinion of it.

Task:

1. Meet with your teacher and discuss what you are thinking about buying Sophia for her birthday. Compare the different options and decide what you are going to buy her.
2. Go shopping and find the perfect gift for Sophia.

Remember to:

- describe what you are looking for
- find out how much the item costs
- give your opinion of the different items the staff member shows you

Homework:

- Write your friend an e-mail explaining what you plan to buy for Sophia's birthday and why.
- Complete the recommended e-learning activities listed in your pacing document.



Chapter 6
Traveling

Lesson
26



Goal: Asking for information at the airport

Let's start

Match the parts of an airport to the definitions below. What are some other things you usually see at an airport?

1. runway
2. gate
3. immigration
4. security check
5. duty-free shop
6. baggage claim

- I collect my baggage here.
- The plane takes off here.
- The officer checks my passport and visa here.
- I get on the plane here.
- I buy souvenirs here.
- The officer checks my baggage here.

Let's try

Tracks #56-59

Listen to the four people talk to staff at the airport. Make some notes, then tell your teacher what each person wants.



Stacy



Dennis



Abbie



Suzie

Progression



Reading homework

Read the boarding pass on page 100, then complete the assigned tasks. You are welcome to preview the reading content before the lesson.

Let's practice


Use the example phrases and the information below to practice asking for information at the airport.

Example phrases

- What's the best way to get to the Plaza Hotel?
- What time does the next train leave / arrive?
- How long does it take to get there by bus?
- Which bus goes to the Plaza Hotel?
- Where can I buy a ticket?
- How often does the train run?
- How much is one adult ticket to South Street Station?
- I'd like to stay somewhere in the city. Can you recommend a good hotel?
- Do you know any good restaurants near here?



Name: Lisa Booth
Wants: - to know how often the trains run after 10:00 pm
- to know where the lockers are



Name: Antonia Velez
Wants: - to know which bus goes to her hotel
- to know how much tickets for her and her children cost



Name: Jason Brown
Wants: - recommendations for local restaurants and cafes
- to know the best way to get there



Name: Simon Smith
Wants: - to know when the next bus to his hotel leaves
- to know how long it takes to get there

Let's speak

Read the information below, then role-play the situation with your partner.

Situation:

You just arrived at Sydney airport. You are staying at the Maxis Hotel, but you don't know how to get there. Find out how to get to your hotel, then buy a ticket. Also, get some recommendations for fun things to do in the area.

Make sure to ask about:

- directions
- the train / bus schedule
- ticket prices

Homework

Complete the reading and writing activities below as well as the recommended e-learning activities listed in your pacing document.

Writing homework
(30-60 words)

Write an email to the hotel you are planning to stay at. Ask them for information about airport transfers and the local area.



Goal: Taking a taxi

Let's start

1. trunk
2. hail
3. cab
4. fare
5. destination
6. surcharge
7. cabbie

Match the words to their definitions, then ask your teacher one question using each of the words in the vocabulary box.

- another name for a taxi
- the back part of a taxi where you put your luggage
- to ask a taxi to stop for you so you can get in
- the place you want to go to
- the cost of your trip in the taxi
- an extra fee you need to pay
- the person who drives a taxi

What are some places you often take taxis to?

Listen to three people take a taxi. Make some notes, then tell your teacher about each person.







Progression



Reading homework

Read the signs on page 101, then complete the assigned tasks. You are welcome to preview the reading content before the lesson.

Let's practice

Use the example phrases and the information below to practice taking a taxi.

Example phrases

- | | | |
|--|--|--|
| <ul style="list-style-type: none"> • Please take me to Luigi's Pizza. • I'd like to go to the Plaza Hotel, please. | <ul style="list-style-type: none"> • It's near the station. • It's on Grant Avenue. • It's across from the park. • It's next to the station. | <ul style="list-style-type: none"> • You can stop here. • How much is it? • Keep the change. • Here's a tip. |
|--|--|--|

Destination: The National Theater
Location: on Main Street
Fare: \$10

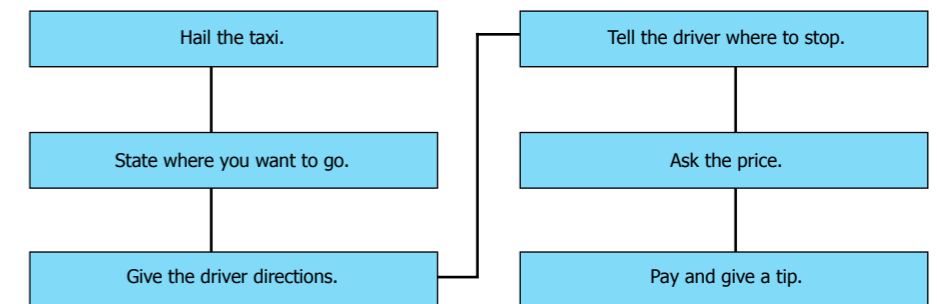
Destination: Sol Mexican Restaurant
Location: across from Central Park
Fare: \$25

Destination: The Modern Art Museum
Location: in the middle of the city
Fare: \$20

Destination: The Shooting Star Hotel
Location: next to the airport
Fare: \$45

Let's speak

Use the steps below to role-play taking a taxi.



Homework

Complete the reading and writing activities below as well as the recommended e-learning activities listed in your pacing document.

Writing homework
(30-60 words)

Write an email to your pen pal. Tell them how to get to your place via taxi. Tell them how long it should take and how much it should cost.



Goal: Checking into a hotel

Let's start

- I'd like to go for a swim.
- I'll have the steak.
- I want to work out.
- I need to clean this suit.
- I have to print this document.
- I'd like to check out.

Match what the people are saying to the correct part of the hotel. What's the nicest hotel you've stayed at? Why was it the nicest?



pool



dry cleaners



restaurant



business center



front desk



gym

Let's try

Tracks #63

Listen to the person check into the hotel. Fill in the registration card below, then tell your teacher about the person.

Registration Form

First name _____

Last name _____

Address _____

Phone number _____

Room type _____

Number of guests _____

Progression



Reading homework

Read the form on page 102, then complete the assigned tasks. You are welcome to preview the reading content before the lesson.

Let's practice


Use the example phrases and the information below to practice checking into a hotel.

Example phrases

- | | |
|---|---|
| <ul style="list-style-type: none"> • Good afternoon, how may I help you?
I'd like to check in, please. • May I have your name, please?
Yes, it's Taro Takahashi. • What kind of room did you book?
A single / double / twin. | <ul style="list-style-type: none"> • For how many nights?
For 3 nights. • For how many people?
It's for two people. • May I have your phone number, please?
Yes, my phone number is 555-8548-2516. |
|---|---|



Name Lester Green
Room type single
Nights 2
Guests 1
Phone # 555-581-0933
Address 205 Church St.



Name Susan Cowden
Room type double
Nights 1
Guests 2
Phone # 555-449-0021
Address 85 Collins Rd.



Name Richard Ives
Room type twin
Nights 2
Guests 4
Phone # 555-645-2303
Address 12b Broad St.



Name Alice Keys
Room type single
Nights 3
Guests 1
Phone # 555-808-3323
Address 110 Water Ave.

Let's speak

Read the information below, then role-play the situation with your partner.

Situation:

You work at the front desk of a hotel. A guest has just approached you wanting to check in. Help the guest check in.

Make sure to confirm:

- their reservation details
- their contact details

Homework

Complete the reading and writing activities below as well as the recommended e-learning activities listed in your pacing document.

Writing homework
(30-60 words)

Write an email to your pen pal about the last hotel you stayed in. Write what you liked and disliked about the hotel.

Lesson
29

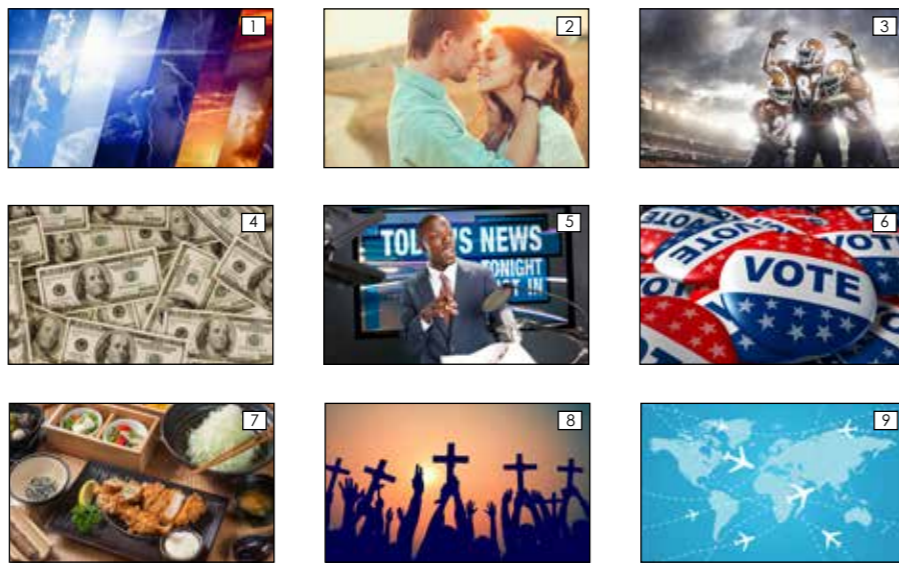


Goal: Starting a conversation

Let's start

- the weather
- sports
- relationships
- recent news
- local foods
- politics
- religion
- travel plans
- salary

Match the words to the pictures. Which are good small-talk topics?



Let's try

Tracks #64-67

Listen and write down the topic each person talks about.



Progression



Reading homework

Read the conversation on page 103, then complete the assigned tasks. You are welcome to preview the reading content before the lesson.

Let's practice

Use the example phrases and the information below to practice starting a conversation.

Example phrases

- Did you hear about ...?
- Did you see the news about ...?
- It's lovely weather today, isn't it?
- It has been so cold recently, hasn't it?
- Do you like baseball?
- Are you interested in the Olympics?
- Have you tried tempura?
- What's your favorite Italian food?



Name: Lillian Rice
Relationship: friend
Topic: weather
Note: very sunny



Name: Jeff Sanders
Relationship: classmate
Topic: sports
Note: baseball game



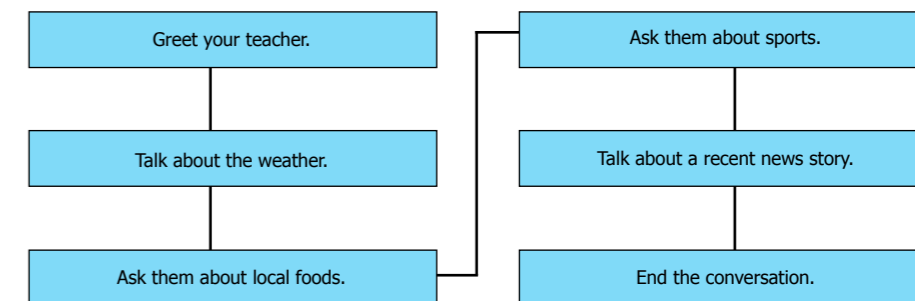
Name: Sophia Sawyer
Relationship: friend of a friend
Topic: local food
Note: tempura



Name: Brian Wells
Relationship: co-worker
Topic: recent news
Note: new president

Let's speak

Use the steps below to role-play having a conversation on different topics.



Homework

Complete the reading and writing activities below as well as the recommended e-learning activities listed in your pacing document.

Writing homework
(30-60 words)

Write a dialogue about meeting someone new at a party and starting a conversation, then asking some follow-up questions.

Milestone The vacation

Situation:

You and your partner have two weeks' vacation this year, but you don't know where you should go. Use the reading, listening, and interview sections to research some different options for your vacation.

Reading:

Read the vacation ideas in the newspaper below, then answer a question about each vacation idea.

1. What will you do on your last day at the Aztec Hotel?
2. Do you need to pay for food each day at the Palm Beach Resort?
3. What can you do in the evening when you stay at the Arctic Ski Lodge?

ROSETTA TRAVEL

Trekking in the Andes	Relaxing on the beach	Skiing and sauna
Aztec hotel 3 stars	Palm Beach Resort 4 stars	Arctic Ski lodge 5 stars

An exciting adventure holiday. This trip lasts five nights. Every day you and your personal guide will be able to explore the beautiful Andes mountains. On the final day there will be a trek all the way up to Machu Picchu.

Time to relax. For four nights you can stay in our beautiful beachside bungalows. Every day activities are provided. Plus, all food and drinks are included. All you need to do is relax.

Finland has the best snow and the best saunas. This three night trip is great for both. In the daytime, you can enjoy skiing in the countryside and in the evening you can relax and enjoy a local sauna.

Listening:

Track #68-70

Listen to the vacation advertisements and fill in the missing details.

Trekking in the Andes

This vacation costs _____ per person, including flights and guides. The flight departs O'Hare _____ Airport on the _____ of October.



Relaxing on the beach

The cost of this vacation is _____ per person, all inclusive. Departure is _____ the 1st of _____.

Skiing and Sauna

The basic cost is \$2,800 per person. _____ and dinner are provided, but lunch is extra. The _____ leaves on the _____ of December.



Interview:

Interview your teacher about another vacation option. Find out all the necessary information e.g. the destination, the activities, the accommodation, the cost, and the departure date.

Task:

1. Meet with your teacher and compare the different options and decide where you want to go.
2. It's time for your vacation. You have just arrived at the airport. Find out how to get to your hotel.
3. Go to the hotel and check in. While you are waiting in the lobby you see someone. Start a conversation with them. Get information about the local area, then take a taxi there.

Homework:

- Write an email to your friend describing what you did on your holiday.
- Complete the recommended e-learning activities listed in your pacing document.

Reading Section

Chapter 1 - Introductions - Lesson 1

Reading Interaction

Introducing yourself

- Understanding personal introductions

Instructions

Read the website, then answer the questions below.

The screenshot shows a website profile page. At the top, there are navigation icons for Profile, Gallery, Mail, Forum, Blog, and Info. Below this, there are two circular profile pictures: one for Alice Johnson and one for Simon Edwards. Underneath the pictures are their names. The main content area has two 'About me' sections. The first is for Simon Edwards, stating he is 26 years old, from Bath in England, and enjoys hiking and listening to rock music. The second is for Alice Johnson, stating she is 34 years old, from Seattle, Washington, and enjoys playing the violin and swimming. At the bottom, there are icons for About Us, Project, Mail, Gallery, and Contact.

1. How old is Simon?

2. When is his birthday?

3. What are his hobbies?

4. Where is Alice from?

5. What is her nationality?

6. What are her hobbies?

Answers available on page 104.

Reading Section

Chapter 1 - Introductions - Lesson 2

Reading Interaction

Exchanging personal information

- Understanding business cards

Instructions

Look at the business cards, then answer the questions below.

The first business card is for Michael Clark, Sales Director at Bubblepop Drinks Co. It includes his address (17 Peter's Street, New York City, 980041), email (m.clark1958@gtx.net), phone number (020-4895-348), and website (www.bubblepop.com). The second business card is for Liz Henderson, Manager at Maxis Hotels. It includes her address (1 Princess Road, Melbourne, VIC 3001, Australia), phone number (0274-5745-4215), email (management@maxisgroup.com.au), and website (www.maxis.com).

The business card for Tom Smith, Human Resources Officer at Rosetta Rail, includes his address (220 High Street, London, SW1 3DW), telephone number (020 7946 0360), mobile number (07700 900 023), and email address (tom-smith@rr.com).

The business card for Kenichi Sato, Marketing Consultant, includes his address (5-3-1 Shinjuku, Tokyo, 170-0012), phone number (080-1823-1634), email address (sato.kenichi@mysoftbank.jp), and website (www.nskconsultants.com).

Questions

1. What is Michael Clark's job?

2. Where does Liz Henderson work?

3. Who is a marketing consultant?

4. What is Kenichi Sato's phone number?

5. What city does Tom Smith work in?

6. What is Liz Henderson's address?

Answers available on page 104.

Reading Section

Chapter 1 - Introductions - Lesson 3

Reading Interaction

Talking about your hobbies

- Understanding a short passage about someone's hobbies

Instructions

Read the email, then answer the questions below.

The screenshot shows an email client window with the address bar at www.RSLCmail.com. The email header includes a 'Send' button and fields for 'To: Charlie', 'Cc:', and 'Subject: Fun with my friend'. The body of the email contains the following text:

Hi Charlie,

Yesterday, my friend, Dan, came to my house. My house is next to the beach, but we didn't go swimming because Dan can't swim. So we just relaxed on the beach and read comics. Dan likes reading Japanese comics, but I like Western comics. How about you? Which do you like?

After that, we watched a movie. Dan and I both like horror movies. My favorite movie is The Ring.

What kind of movies do you like?

John

Questions

1. Who came to his house?

2. What is his house next to?

3. Can Dan swim?

4. Who likes reading Western comics?

5. Do John and Dan both like horror movies?

6. What's John's favorite movie?

Answers available on page 105.

Reading Section

Chapter 1 - Introductions - Lesson 4

Reading Interaction

Describing your friends

- Understanding descriptions of people

Instructions

Look at the picture, then answer the questions below.



Questions

1. Does Alice have blond hair?

2. What color is Peter's hair?

3. Does Kate have curly hair or straight hair?

4. Is Alice tall?

5. Is Peter fat or slim?

6. Is Sam young or old?

Answers available on page 105.

Reading Section

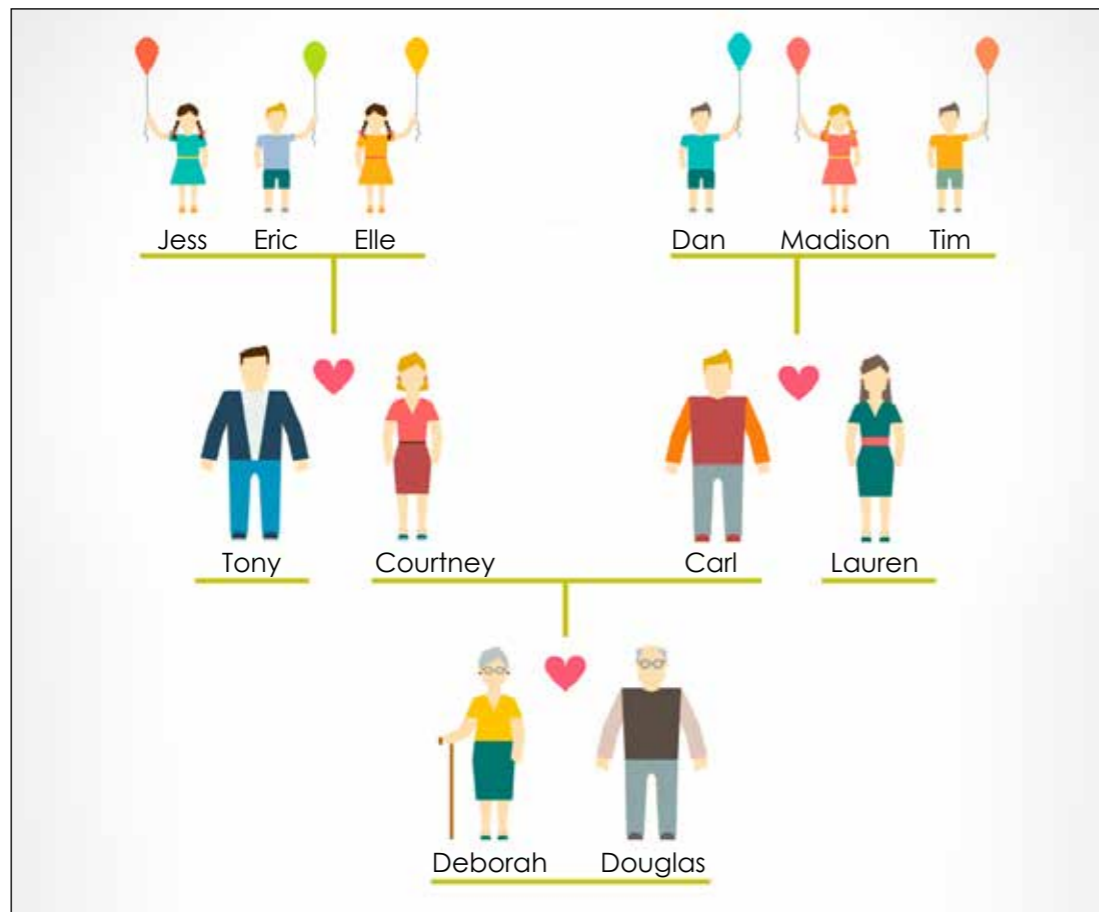
Chapter 2 - Daily life - Lesson 6

Reading Interaction

Introducing your family
- Understanding information about family

Instructions

Look at the family tree, then answer the questions below.



Questions

- Who is Courtney's brother?

- How many children do Carl and Lauren have?

- How many sisters does Eric have?

- Who is Madison's mother?

- Who is Courtney's father?

- Is Tony Deborah's son?

Answers available on page 106.

Reading Section

Chapter 2 - Daily life - Lesson 7

Reading Interaction

Talking about your daily life
- Understanding a schedule

Instructions

Read the planner, then answer the questions below.

6 week planner		Jim Carson				
Activity		Frequency				
		week 1	week 2	week 3	week 4	week 5
• Play tennis on the weekend		Y	Y	Y	Y	Y
• Have eggs for breakfast		Y	Y	Y	Y	N
• Go jogging after work		Y	Y	Y	N	N
• Go to yoga class on Tuesday		Y	Y	N	N	N
• Go to the gym on Wednesday		N	N	N	N	N
• Study Japanese at night		Y	Y	Y	Y	N
• Have pizza for dinner		Y	Y	Y	N	N
• Have steak for dinner		Y	Y	N	N	N
• Clean the house on Thursday		Y	Y	N	N	N
• Watch a movie with my family		Y	N	N	N	N
• Take out the trash on Friday		N	N	N	N	N
• Go drinking with my co-workers after work		Y	Y	Y	Y	Y

Questions

- Does Jim always play tennis on the weekend?

- How often does he go jogging after work?

- Does he usually study Japanese at night?

- How often does he have steak for dinner?

- How often does he watch a movie with his family?

- How often does he take out the trash on Friday?

Answers available on page 106.

Reading Section

Chapter 2 - Daily life - Lesson 8

Reading Interaction

Talking about your job
- Understanding job ads

Instructions

Read the ads, then answer the questions below.

News Today
"ALL THE NEWS YOU NEED TO KNOW"
FOUNDED 1851
Vol. MCMXX, No. 144672

Job Ads

MAXIS Hotels - HOTEL STAFF WANTED
We are a luxury hotel on the beach. We are looking for new staff.

- Servers**
Our servers work in our 5-star Italian restaurant. They take orders and bring food to customers.
- Maids**
The maids work in the housekeeping department. They clean the rooms.
- Concierges**
The concierges work at the front desk. They make recommendations to guests, book tours, and make reservations at restaurants.
- Desk Clerks**
Clerks work at the front desk. They help guests check in and check out.
- Bellboys**
Bellboys work in the lobby of the hotel. They carry guests' luggage.

Questions

1. What do the servers do?

2. Do the maids work in a cafe?

3. Do the bellboys carry guests?

4. Do the desk clerks work in the hotel rooms?

5. Where do the bellboys work?

6. Where do the concierges work?

Answers available on page 107.

Reading Section

Chapter 2 - Daily life - Lesson 9

Reading Interaction

Talking about the weather
- Understanding a weather forecast

Instructions

Read the weather forecast, then answer the questions below.

Tomorrow's Weather

Hello, here is the national weather.

Tomorrow, it will be snowy in Washington, D.C. and cloudy in Boston. In Miami, it will be warm and sunny, so please go to the beach. Take an umbrella in Seattle because it will be rainy. And in Los Angeles, it will be hot and sunny, so don't forget your sunglasses! In Chicago, it will be windy and stormy, so please be careful.

Questions

1. Will it be snowy in Washington, D.C. tomorrow?

2. How will the weather be in Boston tomorrow?

3. How will the weather be in Miami tomorrow?

4. Will it be sunny in Seattle tomorrow?

5. How will the weather be in Los Angeles tomorrow?

6. Will it be a beautiful day in Chicago tomorrow?

Answers available on page 107.

Reading Section

Chapter 3 - My city - Lesson 11

Reading Interaction

Describing a place
- Understanding a review

Instructions

Read the website, then answer the questions below.

Travel Review.com

My page Ideas Goals Support Contact

New York Trip

My family and I went to New York last week! We stayed at the Liberty Hotel. There are so many things to see and do there! The Empire State Building is in New York. We went there. It was great! We watched a New York Yankees baseball game. We had New York style pizza. It was delicious! We also went to an art museum. There were lots of great paintings. The city was a little crowded and expensive, but I recommend New York!

Questions

1. What country did they go to?

2. What city did they visit?

3. Did they see a basketball game?

4. What hotel did they stay at?

5. How was the pizza?

6. What were two bad things about the city?

Answers available on page 108.

Reading Section

Chapter 3 - My city - Lesson 12

Reading Interaction

Giving walking directions
- Understanding written directions

Instructions

Read the passage, then answer the questions below.

Today's plan

Today is a school day. My school is in the center of the city. It takes about 15 minutes to walk there from my house. My friend, Sam, lives close to the school. Before school today, I will go to Sam's house. To get to Sam's house from my house, go straight and take the first left. Then, go straight and turn right at the big intersection. After that, go straight about 1 mile and turn left at the bank. Then, just go straight and Sam's house will be in front of you. You can't miss it!

Questions

1. Where is his school?

2. How long does it take to walk there from his house?

3. Who lives close to the school?

4. To get to Sam's house, do you take the first or second left?

5. To get to Sam's house, do you turn right at the big intersection?

6. To get to Sam's house, do you turn left or right at the bank?

Answers available on page 108.

Reading Section

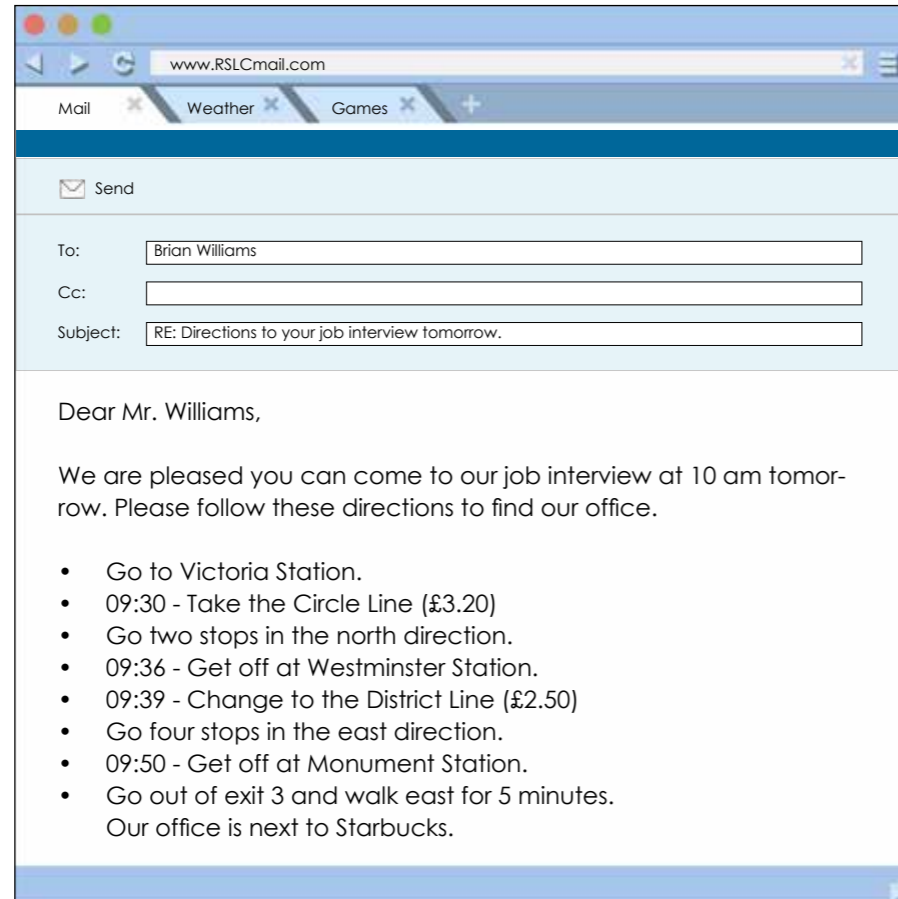
Chapter 3 - My city - Lesson 13

Reading Interaction

Giving train directions
- Understanding written directions

Instructions

Read the email, then answer the questions below.



Dear Mr. Williams,

We are pleased you can come to our job interview at 10 am tomorrow. Please follow these directions to find our office.

- Go to Victoria Station.
- 09:30 - Take the Circle Line (£3.20)
- Go two stops in the north direction.
- 09:36 - Get off at Westminster Station.
- 09:39 - Change to the District Line (£2.50)
- Go four stops in the east direction.
- 09:50 - Get off at Monument Station.
- Go out of exit 3 and walk east for 5 minutes.

Our office is next to Starbucks.

Questions

1. Which line will he take from Victoria Station?

2. Which direction will he travel on the District Line?

3. At Monument Station, which exit will he go out of?

4. Does he need to transfer?

5. How much will he spend on the tickets?

6. How long will the journey take?

Answers available on page 109.

Reading Section

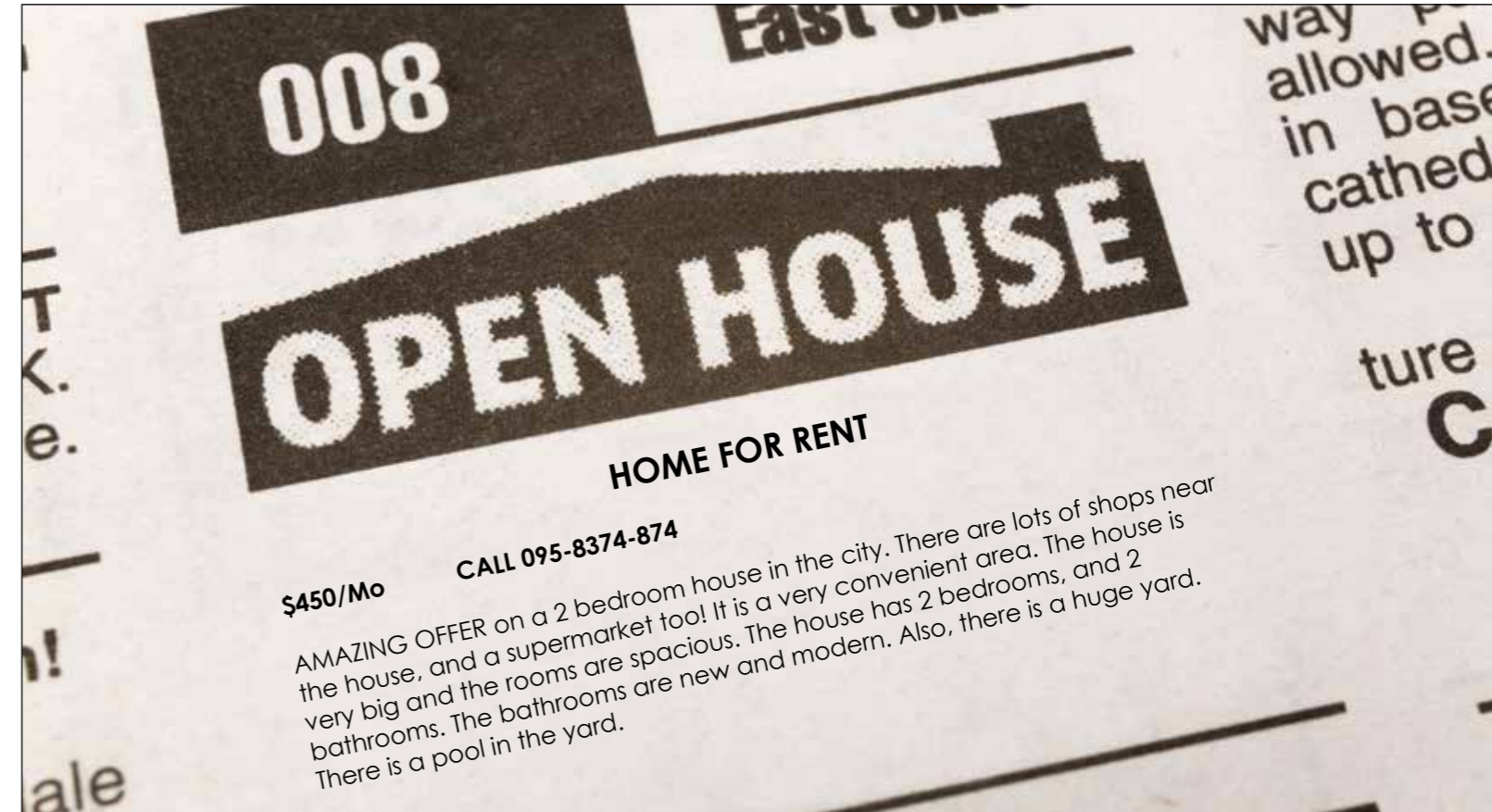
Chapter 3 - My city - Lesson 14

Reading Interaction

Describing where you live
- Understanding housing ads

Instructions

Read the ad, then answer the questions below.



008

OPEN HOUSE

HOME FOR RENT

\$450/Mo **CALL 095-8374-874**

AMAZING OFFER on a 2 bedroom house in the city. There are lots of shops near the house, and a supermarket too! It is a very convenient area. The house is very big and the rooms are spacious. The house has 2 bedrooms, and 2 bathrooms. The bathrooms are new and modern. Also, there is a huge yard. There is a pool in the yard.

Questions

1. There are lots of beaches near the house. True / False
2. The house has 1 bedroom. True / False
3. The house is in the country. True / False
4. There is a supermarket near the house. True / False
5. The house has 2 bathrooms. True / False
6. There isn't a swimming pool in the yard. True / False

Answers available on page 109.

Reading Section

Chapter 4 - Lunch time - Lesson 16

Reading Interaction

Going to the supermarket
- Understanding information in magazines

Instructions

Read the website, then answer the questions below.



Questions

1. How much is the orange juice?

2. How much are the tomatoes?

3. How much is the cheese?

4. How much are the bananas?

5. How much is the steak?

6. How much are the peppers?

Answers available on page 110.

Reading Section

Chapter 4 - Lunch time - Lesson 17

Reading Interaction

Sharing a recipe
- Understanding a process

Instructions

Read the recipe, then answer the questions below.



Questions

1. What do you do first?

2. What do you beat the eggs with?

3. Do you beat the eggs before or after you add the milk?

4. How long do you cook the eggs for?

5. What do you add before you finish?

6. What do you serve the omelet with?

Answers available on page 110.

Reading Section

Chapter 4 - Lunch time - Lesson 18

Reading Interaction

Inviting someone somewhere
- Understanding conversations

Instructions

Read the conversation, then rewrite it in the correct order.



Situation:

Mark wants to invite Kelly out for dinner.

- Hey, Kelly. How are you?
- Let's meet at Central Station at 7:30 pm.
- I'm sorry, I'm a little busy tonight.
- I'm good. Are you busy tonight?
- Bye.
- OK. Do you have any plans for the weekend?
- No, no plans.
- Sure, sounds great.
- OK. Let's go out for dinner on Saturday night.
- Great. Thanks! And you?
- When would you like to meet?
- OK. Great. See you there.

Correct Conversation

1. Hey, Kelly. How are you?
2. _____
3. _____
4. _____
5. _____
6. _____
7. _____
8. _____
9. _____
10. _____
11. _____
12. Bye.

Answers available on page 111.

Reading Section

Chapter 4 - Lunch time - Lesson 19

Reading Interaction

Ordering food in a restaurant
- Reading a menu

Instructions

Read the menu, then answer the questions below.

PIZZA MENU		Vegetarian	Hot	Extra Hot
		SMALL 10.5" 6 SLICES	MEDIUM 12" 8 SLICES	LARGE 15" 10 SLICES
Cheese & Tomato	Cheese and tomato sauce	\$8.99	\$10.99	\$12.99
Ham & Mushroom	Ham and mushroom	\$8.99	\$10.99	\$12.99
BBQ Chicken	Chicken, BBQ sauce, green peppers and onion	\$8.99	\$10.99	\$12.99
Hawaiian	Ham and pineapple	\$8.99	\$10.99	\$12.99
Pepperoni	Pepperoni, red peppers and onion	\$8.99	\$10.99	\$12.99
Supreme Chicken	Chicken, peppers, sweet corn and onion	\$8.99	\$10.99	\$12.99
Mexican	Green peppers, jalapeños and chilies	\$8.99	\$10.99	\$12.99
Vegetarian	Mushrooms, green peppers and sweet corn	\$8.99	\$10.99	\$12.99
Vegetarian Hot	Mushrooms, peppers, jalapeños and sweet corn	\$8.99	\$10.99	\$12.99
American Hot	Beef, peppers, chilies, pepperoni and onion	\$8.99	\$10.99	\$12.99
Smokey BBQ	Chicken, BBQ sauce, sausage and peppers	\$8.99	\$10.99	\$12.99
Western BBQ	Roast chicken, sausage, onion and peppers	\$8.99	\$10.99	\$12.99
Meatball Feast	Meatballs, sausage, pepperoni and peppers	\$8.99	\$10.99	\$12.99

SIDES	
French Fries	\$1.99
Garlic Bread	\$1.99
Potato Wedges	\$1.99
Chicken Nuggets	\$3.99
Green Salad	\$4.99
Mixed Salad	\$5.99

DRINKS	
Soft Drink (can)	\$1.99
Soft Drink (bottle)	\$2.99
Beer (bottle)	\$3.99
Milkshake	\$2.99

call: 1234-22-34-56
Your Pizza Store, 123 West Street, Doughtown, 12333

order online
www.your-pizza-store.com

Questions

1. What's on a Hawaiian Pizza?

2. How much is a small Mexican Pizza?

3. How much is a medium Pepperoni Pizza?

4. Is the Meatball Feast extra hot?

5. What drinks does this restaurant have?

6. Does this restaurant have garlic bread?

Answers available on page 111.

Reading Section

Chapter 5 - Shopping - Lesson 21

Reading Interaction

Describing clothes
- Understanding clothing related words

Instructions

Look at the picture, then answer the questions below.



Questions

1. Is she wearing gloves?

2. Is she wearing a hat?

3. Does she have earrings?

4. Does she have glasses?

5. Is she wearing a blue scarf or a red scarf?

6. What color jacket is she wearing?

Answers available on page 112.

Reading Section

Chapter 5 - Shopping - Lesson 22

Reading Interaction

Going clothes shopping
- Understanding staff interactions

Instructions

Read the conversation, then rewrite it in the correct order.



Situation:

Sam wants to buy some new jeans.

- Hi! How can I help you?
- Yes, we do.
- They're perfect. I'll take them.
- I'm looking for a pair of jeans.
- Do you take credit cards?
- These are our jeans. Which ones do you like?
- This pair is nice. Can I try them on?
- OK, sir. That will be \$25.00.
- Of course. The dressing rooms are over there.
- Great. Visa, please.
- They're a little too big. Do you have a smaller size?
- Yes, we do. These are smaller. How are they?

Correct Conversation

1. Hi. How can I help you?
2. _____
3. _____
4. _____
5. _____
6. _____
7. _____
8. _____
9. _____
10. _____
11. _____
12. Great. Visa, please.

Answers available on page 112.

Reading Section

Chapter 5 - Shopping - Lesson 23

Reading Interaction

Paying for things
- Understanding a payment process

Instructions

Read the conversation, then rewrite it in the correct order.



Situation:

Naomi is buying a new watch.

- Hi. Can I help you?
- Great. I'll take it.
- How much is this watch?
- Yes, we accept MasterCard, Visa, and American Express.
- OK. I'll ring you up. That comes to \$53.84 with tax.
- I don't have enough cash. Do you take credit cards?
- Here you go. I'll pay with Visa.
- Thank you. You too.
- It's \$50.00.
- Sure. I'll just need your signature here.
- No problem.
- Great. This is your copy of the receipt. Thanks for shopping with us. Have a nice day.

Correct Conversation

1. Hi. Can I help you?
2. _____
3. _____
4. _____
5. _____
6. _____
7. _____
8. _____
9. _____
10. _____
11. _____
12. Thank you. You too.

Answers available on page 113.

Reading Section

Chapter 5 - Shopping - Lesson 24

Reading Interaction

Describing a lost item
- Understanding notices

Instructions

Read the notice, then answer the questions below.



Questions

1. What did he lose?

2. What color is the bag?

3. How many straps does it have?

4. Who gave him the bag?

5. Where did he leave the bag?

6. When did he last see the bag?

Answers available on page 113.

Reading Section

Chapter 6 - Traveling - Lesson 26

Reading Interaction

Asking for information at the airport
- Understanding a boarding pass

Instructions

Read the boarding pass, then answer the questions below.



Questions

1. What is the passenger's name?

2. Where is he coming from?

3. Where is he going?

4. What is his flight number?

5. What times does his plane board?

6. Is his seat number 16B?

Answers available on page 114.

Reading Section

Chapter 6 - Traveling - Lesson 27

Reading Interaction

Taking a taxi
- Understanding signs

Instructions

Look at the signs, then answer the questions below.

Sign #1



Sign #2



Sign #3



Sign #4



Sign #5



Sign #6



Questions

1. Which sign means that you can't turn left?

2. Which sign means that you can't do a U-turn?

3. Does sign #2 warn you about the highest possible fine?

4. Does sign #5 mean you can or can't park your car there?

5. Does sign #3 mean anyone can park there?

6. Does sign #6 mean cars can or can't use that lane?

Answers available on page 114.

Reading Section

Chapter 6 - Traveling - Lesson 28

Reading Interaction

Checking into a hotel
- Understanding hotel forms

Instructions

Read the form, then answer the questions below.



Maxis Hotels
Registration form

ARRIVAL DATE: 11/16/2016
DEPARTURE DATE: 11/20/2016

Name: Darrel Ray
Room #: 2010
Marital Status: married
Nationality: American
Date of Birth: 11/23/1972
Passport No: 214365779G
Expiration Date: 7/24/2020
Guest Home Country Address: 15025 Ridge Lake Dr.
Chesterfield, MO 63017, USA

Name of Company: Missouri Baptist Hospital
Job: doctor
Office Telephone: 363-532-4455
Payment Method: credit card
Card #: 1356-2468-6421
Expiration Date: 12/24/2018

Questions

1. How many nights will he stay at the hotel?

2. What name is the reservation under?

3. What is his passport number?

4. Where does he work?

5. How will he pay for the room?

6. What is his credit card number?

Answers available on page 115.

Reading Section

Chapter 6 - Traveling - Lesson 29

Reading Interaction

Starting a conversation
- Understanding common conversation topics

Instructions

Read the conversation, then rewrite it in the correct order.



Situation:

James starts a conversation with Jenny.

- Hi, Jenny.
- Not bad. And yourself?
- Oh! Hi, James.
- How are you?
- Yes, it is. I forgot my umbrella
- They canceled it.
- Oh, did you hear the news about the Olympics?
- Yeah, I'm OK. It's terrible weather today, isn't it?
- Thank you very much
- No, what happened?
- You can use mine
- Oh no!

Correct Conversation

1. Hi, Jenny.
2. _____
3. _____
4. _____
5. _____
6. _____
7. _____
8. _____
9. _____
10. _____
11. _____
12. Oh no!

Answers available on page 115.

ANSWER QUESTIONS

Reading Section Answers

Lesson 01

1. How old is Simon?
He is 26 years old.
2. When is his birthday?
It's on the 12th of March.
3. What are his hobbies?
His hobbies are hiking and listening to rock music.
4. Where is Alice from?
She is from Seattle, Washington.
5. What is her nationality?
She is American.
6. What are her hobbies?
Her hobbies are playing the violin and swimming.

Lesson 02

1. What is Michael Clark's job?
He is a sales director.
2. Where does Liz Henderson work?
She works at Maxis Hotels.
3. Who is a marketing consultant?
Kenichi Sato is a marketing consultant.
4. What is Kenichi Sato's phone number?
It's 080 -1823 -1634.
5. What city does Tom Smith work in?
He works in London.
6. What is Liz Henderson's address?
It's 1 Princess Road, Melbourne, Vic 3001, Australia.

Lesson 03

1. Who came to his house?
His friend, Dan, did.
2. What is his house next to?
His house is next to the beach.
3. Can Dan swim?
No, he can't swim.
4. Who likes reading Western comics?
Dan likes reading Western comics.
5. Do John and Dan both like horror movies.
Yes, they both like horror movies.
6. What's John's favorite movie?
His favorite movie is The Ring.

Lesson 04

1. Does Alice have blond hair?
Yes, she has blond hair.
2. What color is Peter's hair?
It's brown.
3. Does Kate have curly hair or straight hair?
Kate has straight hair.
4. Is Alice tall?
No, she is not tall.
5. Is Peter fat or slim?
He is slim.
6. Is Sam young or old?
He is young.

ANSWER QUESTIONS

Reading Section Answers

Lesson 06

1. Who is Courtney's brother?
Carl is Courtney's brother.
2. How many children do Carl and Lauren have?
They have three children.
3. How many sisters does Eric have?
He has two sisters.
4. Who is Madison's mother?
Madison's mother is Lauren.
5. Who is Courtney's father?
Courtney's father is Douglas.
6. Is Tony Deborah's son?
No, he isn't.

Lesson 07

1. Does Jim always play tennis on the weekend?
Yes, he always plays tennis on the weekend.
2. How often does he go jogging after work?
He usually (often) goes jogging after work.
3. Does he usually study Japanese at night?
Yes, he usually studies Japanese at night.
4. How often does he have steak for dinner?
He sometimes has steak for dinner.
5. How often does he watch a movie with his family?
He rarely (sometimes) watches a movie with his family.
6. How often does he take out the trash on Friday?
He never takes out the trash on Friday.

Lesson 08

1. What do the servers do?
They take orders and bring food to customers.
2. Do the maids work in a cafe?
No, they don't. They work in the housekeeping department.
3. Do the bellboys carry guests?
No, they don't. They carry guests' luggage.
4. Do the desk clerks work in the hotel rooms?
No, they don't. They work at the front desk.
5. Where do the bellboys work?
They work in the lobby.
6. Where do the concierges work?
They work at the front desk.

Lesson 09

1. Will it be snowy in Washington D.C. tomorrow?
Yes, it will be snowy in Washington D.C. tomorrow.
2. How will the weather be in Boston tomorrow?
It will be cloudy.
3. How will the weather be in Miami tomorrow?
It will be warm and sunny.
4. Will it be sunny in Seattle tomorrow?
No, it will be rainy.
5. How will the weather be in Los Angeles tomorrow?
It will be hot and sunny.
6. Will it be a beautiful day in Chicago tomorrow?
No, it won't be a beautiful day in Chicago tomorrow.

ANSWER QUESTIONS

Reading Section Answers

Lesson 11

1. What country did they go to?
They went to the USA.
2. What city did they visit?
They visited New York.
3. Did they see a basketball game?
No, they didn't. They saw a baseball game.
4. What hotel did they stay at?
They stayed at The Liberty Hotel.
5. How was the pizza?
It was delicious.
6. What were two bad things about the city?
The city was a little crowded and expensive.

Lesson 12

1. Where is his school?
The school is in the center of the city.
2. How long does it take to walk there from his house?
It takes about 15 minutes.
3. Who lives close to the school?
His friend Sam lives close to the school.
4. To get to Sam's house, do you take the first or second left?
You take the first left.
5. To get to Sam's house, do you turn right at the big intersection?
Yes, you do.
6. To get to Sam's house, do you turn left or right at the bank?
You turn left at the bank.

Lesson 13

1. Which line will he take from Victoria Train Station?
He will take the Circle Line.
2. Which direction will he travel on the District Line?
He will go east.
3. At Monument Station, which exit will he go out of?
He will go out of exit 3.
4. Does he need to transfer?
Yes, he does.
5. How much will he spend on the tickets?
He will spend £5.70.
6. How long will the journey take?
It will take 25 minutes.

Lesson 14

- | | |
|--|-------|
| 1. There are lots of beaches near the house. | False |
| 2. The house has 1 bedroom. | False |
| 3. The house is in the country. | False |
| 4. There is a supermarket near the house. | True |
| 5. The house has 2 bathrooms. | True |
| 6. There isn't a swimming pool in the yard. | False |

ANSWER QUESTIONS

Reading Section Answers

Lesson 16

1. How much is the orange juice?
It's \$5.09.
2. How much are the tomatoes?
They are \$4.49.
3. How much is the cheese?
It's \$15.99.
4. How much are the bananas?
They are \$2.99.
5. How much is the steak?
It's \$23.99.
6. How much are the peppers?
They are \$2.29.

Lesson 17

1. What do you do first?
First, crack eggs into a mixing bowl.
2. What do you beat the eggs with?
You beat the eggs with a whisk.
3. Do you beat the eggs before or after you add the milk?
You beat the eggs after you add the milk.
4. How long do you cook the eggs for?
You cook the eggs for 1-2 minutes.
5. What do you add before you finish?
You add ham and green peppers before you finish.
6. What do you serve the omelet with?
You serve the omelet with toast and butter.

Lesson 18

1. Hey, Kelly. How are you?
2. Great. Thanks! And you?
3. I'm good. Are you busy tonight?
4. I'm sorry, I'm a little busy tonight.
5. OK. Do you have any plans for the weekend?
6. No, no plans.
7. OK. Let's go out for dinner on Saturday night.
8. When would you like to meet?
9. Let's meet at Central Station at 7:30 pm.
10. Sure, sounds great.
11. OK. Great. See you there.
12. Bye.

Lesson 19

1. What's on a Hawaiian Pizza?
Ham and pineapple.
2. How much is a small Mexican Pizza?
It's \$8.99.
3. How much is a medium Pepperoni Pizza?
It's \$10.99.
4. Is the Meatball Feast extra hot?
No, it's not.
5. What drinks does this restaurant have?
It has soft drinks, beer, and milkshakes.
6. Does this restaurant have garlic bread?
Yes, it does.

ANSWER QUESTIONS

Reading Section Answers

Lesson 21

1. Is she wearing gloves?
No, she isn't.
2. Is she wearing a hat?
No, she isn't.
3. Does she have earrings?
Yes, she does.
4. Does she have glasses?
Yes, she does.
5. Is she wearing a blue scarf or a red scarf?
She's wearing a red scarf.
6. What color jacket is she wearing?
She is wearing a white jacket.

Lesson 22

1. Hi! How can I help you?
2. I'm looking for a pair of jeans.
3. These are our jeans. Which ones do you like?
4. This pair is nice. Can I try them on?
5. Of course. The dressing rooms are over there.
6. They're a little too big. Do you have a smaller size?
7. Yes, we do. These are smaller. How are they?
8. They're perfect. I'll take them.
9. OK, sir. That will be \$25.00.
10. Do you take credit cards?
11. Yes, we do.
12. Great. Visa, please.

Lesson 23

1. Hi. Can I help you?
2. How much is this watch?
3. It's \$50.00.
4. Great. I'll take it.
5. OK. I'll ring you up. That comes to \$53.84 with tax.
6. I don't have enough cash. Do you take credit cards?
7. Yes, we accept MasterCard, Visa, and American Express.
8. Here you go. I'll pay with Visa.
9. Sure. I'll just need your signature here.
10. No problem.
11. Great. This is your copy of the receipt. Thanks for shopping with us. Have a nice day.
12. Thank you. You too.

Lesson 24

1. What did he lose?
He lost his bag.
2. What color is the bag?
It's gray and blue.
3. How many straps does it have?
It has two straps.
4. Who gave him the bag?
His mother gave him the bag.
5. Where did he leave the bag?
He left it on the bus.
6. When did he last see the bag?
He last saw it one day ago.

ANSWER QUESTIONS

Reading Section Answers

Lesson 26

1. What is the passenger's name?
The passenger's name is John Doe.
2. Where is he coming from?
He's coming from Zurich.
3. Where is he going?
He's going to Punta Cana.
4. What is his flight number?
It's IAF123.
5. What times does his plane board?
It boards at 06:40.
6. Is his seat number 16B?
No, it's not.

Lesson 27

1. Which sign means that you can't turn left?
Sign #1 means you can't turn left.
2. Which sign means that you can't do a U-turn?
Sign #4 means you can't do a U-turn.
3. Does sign #2 warn you about the highest possible fine?
No, it doesn't. It warns you about the lowest possible fine.
4. Does sign #5 mean you can or can't park your car there?
Sign #5 means you can't park your car there.
5. Does sign #3 mean anyone can park there?
No, sign #3 means only disabled people can park there.
6. Does sign #6 mean cars can or can't use that lane?
Sign #6 means cars can't use that lane.

Lesson 28

1. How many nights will he stay at the hotel?
He will stay for four nights.
2. What name is the reservation under?
It's under Darrel Ray.
3. What is his passport number?
It's 214365779G.
4. Where does he work?
He works at Missouri Baptist Hospital.
5. How will he pay for the room?
He will pay by credit card.
6. What is his credit card number?
It's 1356-2468-6421.

Lesson 29

1. Hi, Jenny.
2. Oh! Hi, James.
3. How are you?
4. Not bad. And yourself?
5. Yeah, I'm OK. It's terrible weather today, isn't it?
6. Yes, it is. I forgot my umbrella.
7. You can use mine.
8. Thank you very much.
9. Oh, did you hear the news about the Olympics?
10. No, what happened?
11. They canceled it.
12. Oh no!



Audio Scripts

Lesson 01

NA

Lesson 02

Track #1

Hello, my name is David Brown. I'm a dentist. I'm 53 years old. I'm American and my hometown is Seattle. My e-mail address is david.brown@mymail.com. My telephone number is 555-335-6788. My address is 53 Elm Road.

Lesson 03

Track #2

Hello, my name is Andrew. I'm from London. My hobbies are gardening and cooking.

Track #3

Hi, my name's Ruth. I love music. My hobbies are listening to music and going to concerts.

Track #4

Hello, I'm Sophia. My hobby is playing sports. I like playing tennis, golf, and basketball.

Lesson 04

Track #5

Her name is Susan. She is 26 years old. She has long, blonde hair. She is friendly and funny.

Track #6

His name is Luke. He is 12 years old. He's pretty tall. He has short, brown hair.

Track #7

His name is Ryan. He is 48 years old. He has a goatee. He is hardworking and very polite.

Lesson 05

Track #8

Hello, my name is Peter Smith. I'm from Wellington in New Zealand. I'm 22 years old and I'm a student. My hobbies are hiking and playing sports. I like cricket and I love rugby.



Audio Scripts

Lesson 06

Track #9

Hello, I'm Steve. I'm married. My wife's name is Sharon. We have two kids: Peter and Alice. I have one brother and one sister. My brother's name is Michael and my sister's name is Chloe. My mother and father are called Audrey and John. I have one uncle and one aunt. Their names are Jim and Kate. I also have a grandmother and a grandfather. Their names are Elizabeth and Benjamin.

Lesson 07

Track #10

Hi, my name is Jeff. I like playing sports. I always go swimming on Mondays. I usually play soccer on Wednesdays. I always go to the gym on Tuesdays and Thursdays, but sometimes I go on Saturdays. Also, I sometimes play golf on Sundays.

Lesson 08

Track #11

Hello, I'm Amanda. I work in a hospital. I'm a doctor.

Track #12

Hi, my name's Tony. I'm a chef, but I don't work in a restaurant. I work in a hotel.

Track #13

Hi, I'm Ed. I'm a high school teacher. I teach science.

Track #14

Hello. My name's Samantha. I work in an office. I'm a sales rep.

Lesson 09

Track #15

Hello, here is the national weather. Today, it's hot and sunny in New York. In Boston, it's warm and cloudy. In Miami, it's cold and rainy. In Denver, it's cold and snowy. In Seattle, it's warm and stormy. And in Los Angeles, it's humid and sunny.

Lesson 10

Track #16

I have a busy week this week. On Monday, I will go to Japanese class in the morning. On Tuesday, I'm going to visit my aunt. On Wednesday, my brother and I are going to go to the cinema. On Thursday, I am working. I work part-time at a restaurant. On Friday, I'm meeting my friends in the morning, but I'm free in the afternoon. On Saturday, I will clean my room and do the laundry. I always clean my house on the weekend. On Sunday, I'm free. I don't have any plans.



Audio Scripts

Lesson 11

Track #17

Hello, my name is Barbara. I live in New York. New York is amazing. My favorite part of the city is Central Park. I go jogging in Central Park every Sunday.

Track #18

Hi, I'm James. I'm a chef and I work in a big restaurant. I live and work in Miami. I like Miami because the weather is great.

Track #19

Hey, I'm Brad. I'm a salesman. I live in Sydney and work in an office near my house. Sydney is nice, but it's very expensive.

Track #20

Hey, I'm Keiko. I'm a student at Keio University. I live in the dormitories. I love living on campus because it's very convenient.

Lesson 12

Track #21

Sure. I know how to get to the station. First, turn right onto 7th Avenue. Then, go straight two blocks and turn right at the theater. After that, go straight one block and turn left onto 8th Avenue. It should be on your right next to the supermarket.

Lesson 13

Track #22

Hello, I'm Emma. I work in an office. I start at 9 o'clock. I always take the train to work.

Track #23

Hi, I'm Joe. I'm a dentist. I drive to work - it takes about 30 minutes.

Track #24

Hi, my name is Chris. I'm a chef and I work in a big restaurant. I start work at 10 am and I finish at 10 pm. I take the bus to work every day.

Track #25

Hello, my name is Susan. I'm a police officer. I take the subway to work.

Lesson 14

Track #26 - Meg

I live in a small house in the suburbs. There is a park near my house and there are lots of trees in my neighborhood.

Track #27 - Emmett

I live in an apartment downtown. There are a lot of shops and restaurants in my neighborhood.

Track #28 - David

I live in a big house in the countryside. My house has 12 rooms. The view from my house is amazing.

Track #29 - Claire and Tom

We live in a condo near the beach. It's small, but it's the perfect size for us.

Lesson 15

Track #30

One of my favorite places in Tokyo is called Solamachi. Solamachi is located in Sumida ward in Tokyo. It's a really trendy place. There lots of shops, nice restaurants, and fun activities. Plus, it has a fantastic view if you go up Sky Tree. There is also a great planetarium and aquarium. Last week, we went to the aquarium. It was lots of fun. One adult ticket was about 2000 yen. It's easy to get to. Just take the Tobu Skytree Line from Asakasa station. It takes about 3 minutes.



Audio Scripts

Lesson 16

Track #31

OK, I need to cook dinner tonight. First, I need to go to the dairy section to buy some milk. Then, I need some onions and some tomatoes. Ah, I also need to get some sausages and some bacon from the butcher.

Lesson 17

Track #32

Okay, let's make some cookies. First, mix together some butter and some sugar. Then, stir in three eggs. After that, mix in some white flour. Put the cookie mix onto a baking tray and cook it in a 180-degree oven for 12 minutes. Finally, enjoy with some milk!

Lesson 18

Track #33

Are you busy tonight? Why don't we go to the movies? They are showing that new comedy you want to see.

Track #34

Hey, do you have any plans for Saturday? How about going to that nice Thai restaurant near your apartment?

Lesson 19

Track #35

I'll have the soup to start, then the roast chicken, please.

Track #36

Can I get the steak - medium-rare - and vanilla ice cream for dessert?

Track #37

Just a cup of coffee and a piece of cake, please.

Lesson 20

Track #38

I recommend that you cook vegetable soup for your party. It's very easy to prepare. You need an onion, a potato, and about 500 grams of any kind of vegetable. Cook the onion and potato in a little oil, then mix in the vegetables and some chicken stock and boil for about 25 minutes. It's great because it's easy to cook and very cheap. It will serve about eight people and cost \$5-10.



Audio Scripts

Lesson 21

Track #39

Hi, I'm James. I work in an office. I'm wearing a gray suit, a white shirt, and a blue tie.

Track #40

Hello, my name's Susan. I'm going to a party tonight. I'm wearing a green dress and black shoes.

Track #41

Hello, I'm Jacob. Today is a school day. I'm wearing shorts and a T-shirt. I like my school because I don't have to wear a uniform.

Track #42

Hi, I'm Mia. We are going to visit my grandmother today. I'm wearing a blouse and jeans.

Lesson 22

Track #43

I went clothes shopping last weekend. I bought a new shirt. It's yellow, my favorite color. It cost \$25.

Track #44

I went to the clothes store on Sunday to buy a new suit. I bought a great suit with two pairs of pants. The total cost was \$350.

Track #45

Last week I went to a department store. They were having a sale so I bought this dress. It was only \$75!

Lesson 23

Track #46

This newspaper was \$1.50. I paid with two dollars so I got fifty cents change.

Track #47

I bought a sandwich for \$5.75. I paid with a ten dollar bill so I got four dollars and twenty-five cents change.

Track #48

This coffee was \$3.15. I paid with a five dollar bill so I got one dollar and eighty-five cents change.

Lesson 24

Track #49

It was raining yesterday, but I lost my umbrella! I think I left it on the bus.

Track #50

Oh no! I can't find my wallet. Maybe I dropped it in the restaurant.

Track #51

Last week I lost my car keys. I had them on Monday, but on Tuesday I couldn't find them anywhere.

Track #52

I lost my backpack when I was on vacation. It had my passport and money in it.

Lesson 25

Track #53

Next week is my friend Sophia's birthday. She loves movies so I'm thinking of buying her a DVD. Last year, I gave her a book about horror movies and she loved it. Sophia really likes scary movies and science fiction movies so I think I will buy her the movie *Alien*. She doesn't have that one.

Track #54

I'm not sure what to buy Sophia. She loves clothes and accessories. Maybe, I'll buy her a nice scarf or maybe some jewelry.

Track #55

Sophia just moved last week. I think she might like something for her new house. Maybe, I'll buy her a vase or something like that.



Audio Scripts

Lesson 26

Track #56

I need to go downtown quickly. Where can I get a taxi?

Track #57

Excuse me, I'd like a ticket to Central Station, please.

Track #58

What time does the bus to the South Terminal leave?

Track #59

Excuse me, can you recommend a good hotel near South Street Station?

Lesson 27

Track #60

I need to catch my train. Can you take me to Central Station?

Track #61

Please take me to my hotel - the Grand Plaza.

Track #62

Take me to the airport, please - and quickly.

Lesson 28

Track #63

Hello, my name is Jim White. I'd like to check in, please. I reserved a double room for my wife and me. Our address is 17 Maple Street and our phone number is 818-296-6969.

Lesson 29

Track #64

Say, Tim. Do you like tennis?

Track #65

So, Brian. Have you ever tried kimchi?

Track #66

Hi, Martin. It's pretty hot today, isn't it?

Track #67

Hey, Carol. Did you hear the news about the big storm?

Lesson 30

Track #68

Trekking in the Andes - This vacation costs \$1,400 per person, including flights and guides. The flight departs O'Hare International Airport on the 10th of October.

Track #69

Relaxing on the beach - The cost of this vacation is \$600 per person, all inclusive. Departure is on the 1st of August.

Track #70

Skiing and Sauna - The basic cost is \$2,800 per person. Breakfast and dinner are provided, but lunch is extra. The plane leaves on the 12th of December.

